



# **Education Survey & Research Service**

## **Keele Attitudinal Surveys**

### **Parent Survey Report**

**NIGHTINGALE COMMUNITY ACADEMY**

**2022-23**

Other than for use within the school community, and/or for display on a restricted website, no part of this publication (other than the Executive Summary) may be reproduced, or transmitted in any form or by any means, electronic, mechanical, photocopying or otherwise, without permission from EdSRS.

Phone: 01782 628948  
Email: [office@edsrs.org.uk](mailto:office@edsrs.org.uk)

# Education Survey & Research Service

## Parent Survey

### Nightingale Community Academy

#### Contents

Section		Page
	<b>Executive Summary</b>	
<b>1</b>	<b>Background to the Survey</b>	<b>1</b>
<b>2</b>	<b>Methodology</b>	<b>2</b>
<b>3</b>	<b>Main Findings of the Survey</b>	<b>3</b>
3.1	The School Standards	3
3.2	The School Environment and Provision	3
3.3	Parental Involvement	4
3.4	Teaching and Learning	4
3.5	The Child's School Experience	4
<b>4</b>	<b>School Self-Evaluation</b>	<b>5</b>
<b>5</b>	<b>Some Implications of the Survey</b>	<b>8</b>
<b>Appendix 1</b>	<b>Analysis of Responses to Each Question</b>	
	Table 1: Parent Responses to Each Question - Listed by School Year	
<b>Appendix 2</b>	<b>Analysis of Responses in Diagrammatic Form</b>	
	Figures 1-30 P & S: School and Database Responses to Each Question	
	Figures 31P, 31S, 31: Analyses of Responses by Category	
<b>Appendix 3</b>	<b>Summary of Survey Findings</b>	
	Table 2: Summary of Responses - Listed with a Summary of Previous Keele Parent Surveys (where available)	
	Table 3: Summary of Figures used in Report Section	
<b>Appendix 4</b>	<b>Transcript of Parent Comments</b>	

# Education Survey & Research Service

Parent Survey 2022-23

## Nightingale Community Academy

### Executive Summary

#### School Standards

- At Nightingale, 81% of parents (from Years 1 to 13) think that the school has high quality leadership
- 66% agree that the school is achieving high educational standards
- 82% say that they would recommend the school to friends
- 79% agree that the school maintains high standards of behaviour among the pupils
- 87% think that the school rules are fair and reasonable.

#### The School Environment and Provision

- 89% of parents agree that the school is a safe and secure environment for pupils
- 69% think that the school deals firmly with bullying
- 83% of parents think that the school is seen as well furnished and resourced
- 79% agree that there is ample opportunity to take part in sport at Nightingale
- 36% think that the school provides good out of hours services for pupils.

#### Parental Involvement

- 81% of parents feel that they have enough information about the school
- 85% say that they find school reports on their child's progress useful
- 88% of parents say that they regularly attend parents' evenings/progress report or review days to discuss their child's progress with the teachers
- 86% feel that they are treated like a partner in their child's education.

#### Teaching and Learning

- 81% of parents agree that standards of teaching in the school are high
- 85% agree that the teachers praise and encourage the pupils
- 85% agree that teachers expect the pupils to work hard
- 73% think that discipline in the school is about right
- 76% think that the teachers keep good control in the classroom.

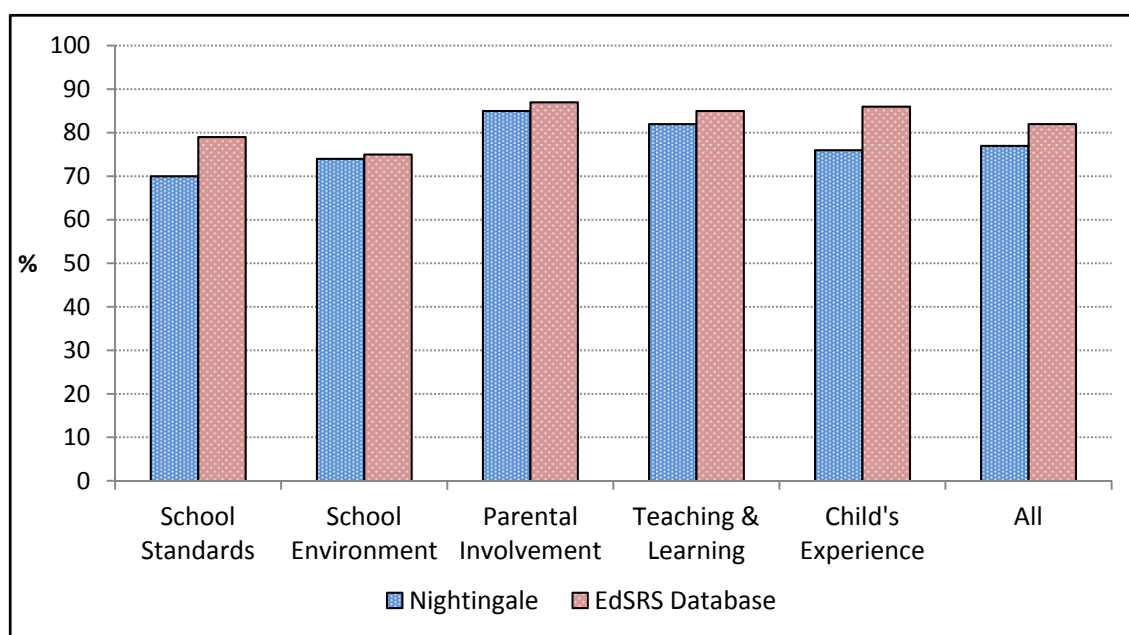
#### The Child's School Experience

- 72% think that their child enjoys and is happy at school all or most of the time
- 56% of parents are generally satisfied with their child's progress
- 90% say that they know who to contact should they wish to discuss their child's problems/progress
- 85% think that the education the school is giving their child is helping him/her to prepare for his/her future life.

## Comparative Data

In the Parent Survey report, the school's figure for each question is compared to the average percentage of responses received to the relevant question from Keele EdSRS parent surveys conducted nationally. Additional information for the report is obtained by analysing groups of questions together in order to identify attitudinal differences in respect of the above five areas: school standards, the school environment, parental involvement, teaching and learning, and the child's school experience. This technique allows for a broad-brush approach to interpreting the data, which facilitates comparison between schools.

The following chart summarises Nightingale's overall figure from each of the five categories, together with the EdSRS national database average (based on responses from seven and a half thousand secondary school parents/carers):



The Parent Survey also provides comparisons with previous Keele EdSRS Parent Surveys carried out at Nightingale. The following summary table compares the five category figures from this year's survey at Nightingale with those from the last survey undertaken at the school:

NIGHTINGALE	2021-22	2022-23
School Standards	80%	70%
School Environment	84%	74%
Parental Involvement	92%	85%
Teaching and Learning	91%	82%
Child's School Experience	87%	76%

# Education Survey & Research Service

## Parent Survey

### Nightingale Community Academy

2022-23

## 1 Background to the Survey

Founded in 1989 by Tim Brighouse, the Keele survey service has an established reputation for the support it gives to schools with a range of attitudinal surveys. These independent surveys give pupils, parents,<sup>1</sup> teachers, support staff and governors a platform to voice their opinions, and provide a means of measuring stakeholder satisfaction with education in schools.

Evidence from school effectiveness research indicates that parental involvement is a key ingredient in children's education. The extent to which parents can reinforce educational values and actively support the teachers' task is crucial for their own children. Seeking the views of parents, along with those of other 'stakeholders' of the school, is also of vital importance for informing the school's self-evaluation process and leading to improved school performance. This survey, therefore, focuses on parents' attitudes to their children's school experiences. It seeks their perceptions of a broad cross-section of school life. It examines the way in which parent attitude varies according to the school year of the child in the following broad areas:

- the school and its standards
- the school environment and provision
- the extent of parental involvement
- the effectiveness of teaching and learning, and
- the quality of the child's experience in the school.

The survey also contains an additional section relating the findings to the following categories used in Ofsted's graded judgements about the overall effectiveness of schools<sup>2</sup>:

- the quality of education
- behaviour and attitudes
- personal development
- leadership and management.

---

<sup>1</sup> Please note that, throughout this report, 'parents' refers to mothers, fathers and/or carers.

<sup>2</sup> Ofsted, School inspection handbook, July 2022.

## 2 Methodology

The questionnaire is usually administered either in paper format or online to all (or a random sample of) parents of pupils in each year group in the school. Schools participating in the Keele survey are not randomly selected, but are, for the most part, maintained secondary schools from a wide range of social and geographical locations in rural, suburban, urban and inner-city situations. In the case of Nightingale Community Academy, 54 online questionnaires were completed which could be analysed by the school year of the child.

Each question in the questionnaire is analysed individually (Appendix 1, Table 1) showing the range of response, and tabulating the responses in respect of the age group of the child in the school.

A particular feature of Keele attitudinal surveys is that they facilitate a comparison with schools nationally. Keele datasets include responses of more than fifty thousand parents. These datasets are reviewed annually in order to provide up-to-date comparative figures which allow schools to monitor their own outcomes year on year and to compare their outcomes with those of other schools nationally. Keele database averages used in secondary parent reports include responses from three and a half primary and seven and a half thousand secondary school parents surveyed between 2018 and 2022.

Figures 1 to 31 in Appendix 2 provide the school with comparative data in diagrammatic form. Figures 1 to 30 (primary and secondary) present the school's data for each question together with Keele database averages. This enables the school to see how responses to each question compare between different year groups. Additional information is obtained by analysing groups of questions together. From this information, categories are constructed (Figures 31P, 31S, and 31) to identify attitudinal differences in respect of the five areas identified above. This technique allows for a broad-brush approach to interpreting the data, which facilitates comparison between schools.<sup>3</sup>

In Appendix 3, there are three summary tables. Table 2 provides comparisons where available with (up to three) previous Keele parent surveys carried out at the school. Table 3a is a summary of figures used in the report section, providing comparisons with database averages<sup>4</sup>, and, where available, with figures from the previous Keele parent survey carried out at the school. Table 3b provides a summary of the percentage differences between the sets of figures in Table 3a.

In Appendix 4, schools are provided with a transcript of parents' comments taken from the questionnaires. This qualitative data is offered in support to the statistical data given by the questionnaire analysis. (Note: comments may have been amended in this transcript in order to maintain confidentiality.)

---

<sup>3</sup> Caveats: direct comparison in some areas is not appropriate at Nightingale Community Academy.

<sup>4</sup> Combined primary and secondary phase averages have been used throughout this report.

### 3 Main Findings of the Survey at Nightingale

*(Analysis is included in Appendix 1, Table 1)*

*Figures in brackets following the school figure indicate the average percentage of responses to the relevant question from the Keele parent database. The first figure is, therefore, your school and the one in brackets the database average.*

#### 3.1 The School Standards

At Nightingale Community Academy, 66% (81%) of parents responding to this year's Keele survey agree that 'the school is achieving high educational standards' (note: 34% responded 'not sure' to this question and none disagreed.) 82% (93%) say that they would recommend the school to friends. 81% (86%) of respondents think that the school has high quality leadership, and 79% (81%) agree that the school maintains high standards of behaviour among the pupils. The school rules are seen as fair and reasonable by 87% (87%), and 83% (86%) agree that the school recognises and rewards good work or behaviour. 30% (26%) think that pupils disrupting lessons in school is a **particular** problem.

#### 3.2 The School Environment and Provision

At Nightingale, 89% (94%) of parents responding to the survey agree that the school is a safe and secure environment for pupils. 69% (59%) think that the school deals firmly with bullying.

78% (67%) of respondents agree that healthy food and drink are made available in school. 79% (77%) agree that there is ample opportunity to take part in sport at Nightingale. On the other hand, only 36% (75%) agree that the school provides good out of hours services for pupils (e.g. clubs, activities, and extra-curricular learning opportunities) (note: 51% responded 'not sure' to this question).

The school is seen as well furnished and resourced by 83% (80%) of parents, and 83% (72%) believe it to be well equipped with electronic (computer/IT) equipment and software. 79% (76%) agree that the school has sufficient books and equipment to enable good teaching and learning.



### **3.3 Parental Involvement**

At Nightingale, 81% (85%) of parents responding to the survey feel that they have enough information about the school. 85% (81%) say that they find the reports provided by the school on their child's progress useful.

At Nightingale, 88% (97%) of parents say that they regularly attend parents' evenings/progress report or review days to discuss their child's progress with the teachers. When discussing their child's work and progress with teachers, 86% (84%) of respondents feel that they are treated like a partner in their child's education all or most of the time.

### **3.4 Teaching and Learning**

At Nightingale, 81% (86%) of parents responding to the survey agree that standards of teaching in the school are high in most cases (and none disagree with the statement). 76% (71%) think that the teachers keep good control in the classroom (and none disagree). 85% (85%) agree that the teachers praise and encourage the pupils, and 85% (93%) agree that teachers expect the pupils to work hard.

At Nightingale, 94% (96%) of respondents feel that their child is well cared for at school. 73% (78%) think that discipline in the school is about right. 79% (86%) agree that most teachers are respected by the pupils.

### **3.5 The Child's School Experience**

72% (88%) of parents at Nightingale think that their child enjoys and is happy at school all or most of the time. 56% (73%) of parents are satisfied with their child's progress in 'most subjects', and a further 33% say that they are satisfied in 'some subjects'.

The majority of respondents, 85% (88%), think that the education that the school is giving their child is helping him/her to prepare for his/her future life. 90% (94%) of parents say that they know who to contact should they wish to discuss their child's problems/progress.

## 4 School Self-Evaluation

Self-evaluation is an important part of schools' on-going cycle of review and improvement planning. To assist with this process, the following sections present Keele survey findings in the four key areas used in Ofsted's judgment about the overall effectiveness of a school.<sup>5</sup>

### 4.1 The Quality of Education

The quality of education judgement considers the quality and impact of the education that a school provides to all its pupils. The following findings from the Keele Parent Survey are related to parents' views about the quality of education at Nightingale.

At Nightingale, 81% (86%) of parents agree that standards of teaching in the school are high in most cases. 85% (93%) agree that teachers expect the pupils to work hard, and 85% (85%) agree that the teachers praise and encourage the pupils. 76% (71%) think that the teachers keep good control in the classroom, and 79% (86%) agree that most teachers are respected by the pupils.

79% (76%) of parents agree that the school has sufficient books and equipment to enable good teaching and learning. 83% (72%) believe it to be well equipped with electronic (computer/IT) equipment and software. 56% (73%) of respondents are satisfied with their child's progress in most subjects.

### 4.2 Behaviour and Attitudes

The behaviour and attitudes judgement considers how leaders and staff create a safe, calm, orderly and positive environment in the school and the impact this has on the behaviour and attitudes of pupils. The following findings from the Keele Parent Survey are related to parents' views about the behaviour and attitudes of pupils at Nightingale Community Academy.

At Nightingale, 79% (81%) of parents responding to the survey agree that the school maintains high standards of behaviour among the pupils. 73% (78%) think that discipline in the school is about right, and the school rules are seen as fair and reasonable by 87% (87%). 69% (59%) think that the school deals firmly with bullying. On the other hand, 30% (26%) think that pupils disrupting lessons in school is a **particular** problem.

---

<sup>5</sup> Ofsted, School Inspection Handbook, July 2022.

At Nightingale, 94% (96%) of respondents feel that their child is well cared for at school. 89% (94%) of parents agree that the school is a safe and secure environment for pupils, and 83% (86%) agree that the school recognises and rewards good work or behaviour.

### **4.3 Personal Development**

The personal development judgement evaluates the school's intent to provide for the personal development of all pupils, and the quality with which the school implements this work. The following findings from the Keele Parent Survey are related to parents' views about the personal development of pupils at Nightingale.

At Nightingale, 72% (88%) of parents think that their child enjoys and is happy at school all or most of the time. 85% (88%) of parents think that the education that the school is giving their child is helping him/her to prepare for his/her future life. 36% (75%) think that the school also provides good out of hours services for pupils (note: 51% responded 'not sure' to this question).

### **4.4 Leadership and Management**

The leadership and management judgement is about how leaders, managers and those responsible for governance ensure that the education that the school provides has a positive impact on all its pupils. As detailed in Ofsted's (2022) 'School inspection handbook',<sup>6</sup> the judgement focuses on the areas where leaders and managers can have the strongest effect on the quality of education, and considers important factors including:

- leaders' high expectations of all pupils in the school, and the extent to which these are embodied in leaders' and staff's day-to-day interactions with pupils.
- the extent to which leaders' and managers' high ambitions are for all pupils, including those who are harder to reach.
- whether leaders seek to engage parents and their community thoughtfully and positively in a way that supports pupils' education.

According to Ofsted, evidence used to evaluate the impact of leaders' work includes any evidence the school has from regular surveys, and the way in which leaders and managers have responded to concerns raised by staff or parents.

---

<sup>6</sup> Reference to the School Inspection Handbook, July 2022 has been made throughout Section 4 when detailing the key areas used in Ofsted's judgment of the quality of education provided in a school.

The findings from the range of Keele attitudinal surveys can therefore produce valuable evidence in the above areas. For example, the Keele teacher and support staff surveys ask for their views on: the quality of schooling, the school's leadership team, the support they receive, and relationships between staff and pupils.

The Keele pupil and parent surveys monitor and evaluate the satisfaction of pupils and their parents, and the findings can also form part of robust self-evaluation.

The following findings from the Keele Parent Survey are related to parents' views about the quality of leadership in, and management of, Nightingale.

At Nightingale, 81% (86%) of parents responding to the Keele survey think that the school has high quality leadership. 66% (81%) agree that the school is achieving high educational standards, and 82% (93%) say that they would recommend the school to friends. 85% (81%) say that they find the reports provided by the school on their child's progress useful.

With respect to the engagement of parents, the survey findings show that, at Nightingale, 86% (84%) of respondents feel that they are treated like a partner in their child's education all or most of the time. 88% (97%) say that they regularly attend parents' evenings/progress report or review days to discuss their child's progress with the teachers. 81% (85%) of parents feel that they have enough information about the school, and 90% (94%) of parents say that they know who to contact should they wish to discuss their child's problems/progress.

## 5 Some Implications of the Survey

Guidance to schools, from sources such as the Department for Education and Ofsted, promotes the view that on-going consultation with the whole school community is an essential feature of effective school self-evaluation and a crucial source of information to inform planning for future school development. In this context, 'successful' schools make every effort to communicate with parents about their school improvement priorities and regularly inform them of the success or otherwise of the school's efforts to address these. According to Ofsted:

Inspectors will also take into account any other evidence from parents, including the results of any past surveys the school has carried out or commissioned.<sup>7</sup>

The Keele research findings, based on analysis of all parent surveys, suggest that, when consulted, most parents are supportive of the school their child attends and express a high degree of satisfaction with work the school is doing overall. This is also again the case at Nightingale.<sup>8</sup>

Education Survey & Research Service  
Keele  
2022

---

<sup>7</sup> Ofsted's school inspection handbook (point 102), July 2022.

<sup>8</sup> Note: In this year's survey, there is again an extremely low number of negative responses from parents. However, the percentage of positive comments is overall generally lower than in previous surveys due to the much larger number of parents responding 'not sure' this year.

## **APPENDICES**

# Nightingale Community Academy

## Table 1 Parent Survey Responses

	School Year of Child																			
	Yrs 1-4		Yr 5		Yr 6		Yr 7		Yr 8		Yr 9		Yr 10		Yr 11		Yrs12/13		All	
	No.	%	No.	%	No.	%	No.	%	No.	%	No.	%	No.	%	No.	%	No.	%	No.	%
All	6	100	5	100	7	100	2	100	6	100	5	100	8	100	11	100	4	100	54	100
Q1. The school is a safe and secure environment for the children																				
strongly agree	3	50	4	80	5	71					1	20	1	13	8	73			22	42
agree	1	17	1	20	2	29	2	100	5	83	2	40	6	75	3	27	3	100	25	47
not sure	2	33											1	13					3	6
disagree											2	40							2	4
strongly disagree									1	17									1	2
Q2. The school has high quality leadership																				
strongly agree	3	50	2	40	5	71			1	17	1	20	2	25	8	73			22	42
agree	2	33	3	60	2	29			4	67	1	20	5	63	2	18	2	67	21	40
not sure	1	17					2	100	1	17	3	60	1	13					8	15
disagree															1	9	1	33	2	4
strongly disagree																			2	4
Q3. Standards of teaching in the school are high in most cases																				
strongly agree	3	50	3	60	5	71			2	33	1	20	1	13	8	73			23	43
agree	2	33	2	40	2	29			2	33	2	40	5	63	3	27	2	67	20	38
not sure	1	17					2	100	2	33	2	40	2	25			1	33	10	19
disagree																				
strongly disagree																				
Q4. The school is generally well furnished and resourced																				
strongly agree	3	50	1	20	5	71			2	33			2	25	6	55			19	36
agree	1	17	4	80	2	29	1	50	4	67	3	60	5	63	3	27	2	67	25	47
not sure	2	33					1	50					1	13	2	18	1	33	7	13
disagree																				
strongly disagree										2	40								2	4
Q5. The school has sufficient books and equipment to enable good teaching and learning																				
strongly agree	3	50	2	40	5	71			2	33	1	25	2	25	5	45			20	38
agree	1	17	3	60	2	29	1	50	3	50	1	25	4	50	4	36	2	67	21	40
not sure	2	33					1	50	1	17	1	25	2	25	2	18	1	33	10	19
disagree											1	25							1	2
strongly disagree																				
Q6. The school is well equipped with electronic equipment and software																				
strongly agree	3	50	2	50	5	71							1	13	7	64			18	35
agree	1	17	2	50	2	29	1	50	5	83	2	40	6	75	4	36	2	67	25	48
not sure	2	33					1	50	1	17	3	60	1	13			1	33	9	17
disagree																				
strongly disagree																				

**Table 1 (cont.)  
Parent Survey Responses**

	School Year of Child									
	Yrs 1-4 No. %	Yr 5 No. %	Yr 6 No. %	Yr 7 No. %	Yr 8 No. %	Yr 9 No. %	Yr 10 No. %	Yr 11 No. %	Yrs12/13 No. %	All No. %
<b>Q7. The school is achieving high educational standards</b>										
strongly agree	3 50	1 20	5 71		1 17		1 13	5 45		16 30
agree	1 17	2 40	2 29		3 50	3 60	3 38	4 36	1 33	19 36
not sure	2 33	2 40		2 100	2 33	2 40	4 50	2 18	2 67	18 34
disagree										
strongly disagree										
<b>Q8. School rules are fair and reasonable</b>										
strongly agree	3 50	2 40	6 86		4 67	1 20	1 14	6 55		23 44
agree	2 33	3 60	1 14		1 17	4 80	4 57	5 45	2 67	22 42
not sure	1 17			2 100			1 14			4 8
disagree					1 17		1 14		1 33	3 6
strongly disagree										
<b>Q9. The school deals firmly with bullying</b>										
strongly agree	3 50	1 25	5 71		1 17		1 13	7 64		18 35
agree	1 17	2 50	1 14		2 33	3 60	3 38	4 36	2 67	18 35
not sure	2 33	1 25	1 14	2 100	2 33	2 40	4 50		1 33	15 29
disagree					1 17					1 2
strongly disagree										
<b>Q10. The school maintains high standards of behaviour among pupils</b>										
strongly agree	3 50	1 20	5 71				2 25	7 64		18 34
agree	2 33	2 40	2 29		4 67	5 100	3 38	4 36	2 67	24 45
not sure	1 17	2 40		2 100	2 33		3 38		1 33	11 21
disagree										
strongly disagree										
<b>Q11. The teachers expect the pupils to work hard</b>										
strongly agree	3 50	3 60	6 86		3 50		3 38	9 82		27 52
agree	2 33	2 40	1 14		1 17	4 100	3 38	2 18	2 67	17 33
not sure	1 17			2 100	1 17		2 25		1 33	7 13
disagree					1 17					1 2
strongly disagree										
<b>Q12. The teachers praise and encourage the pupils</b>										
strongly agree	3 50	4 80	6 86		4 67	1 20	3 38	9 82		30 57
agree	1 17	1 20	1 14	1 50	1 17	3 60	3 38	2 18	2 67	15 28
not sure	2 33			1 50	1 17	1 20	2 25		1 33	8 15
disagree										
strongly disagree										
<b>Q13. The teachers keep good control in the classroom</b>										
strongly agree	3 50		6 86		1 17		2 29	6 60		18 37
agree	1 17	3 75	1 14		3 50	1 25	4 57	4 40	2 67	19 39
not sure	2 33	1 25		2 100	2 33	3 75	1 14		1 33	12 24
disagree										
strongly disagree										



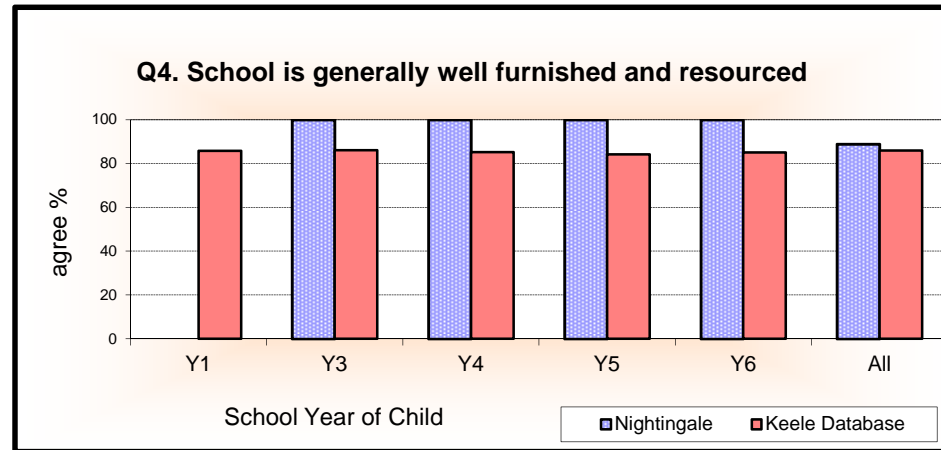
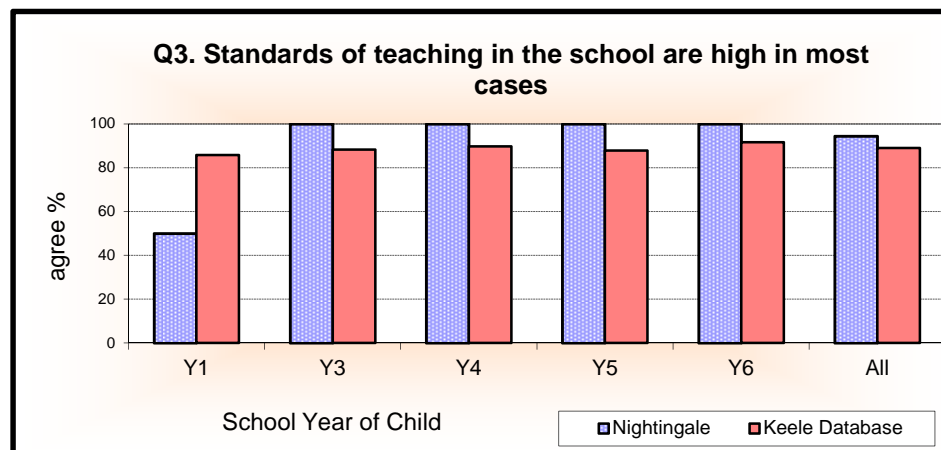
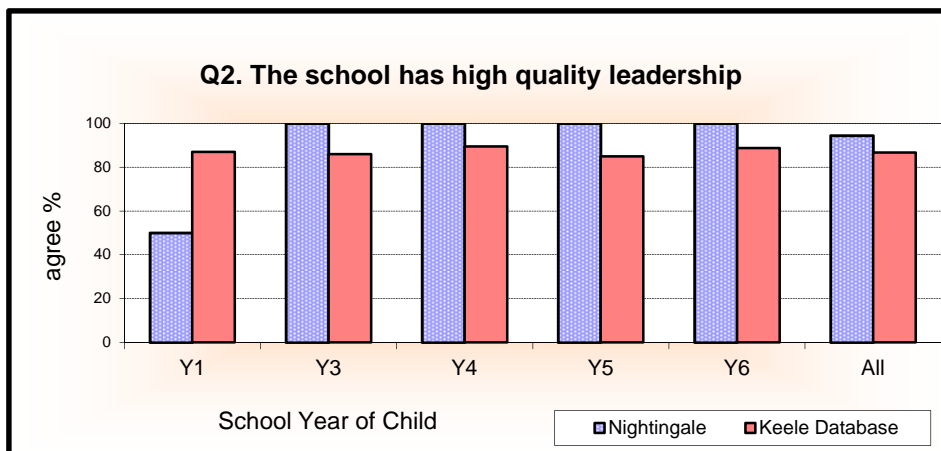
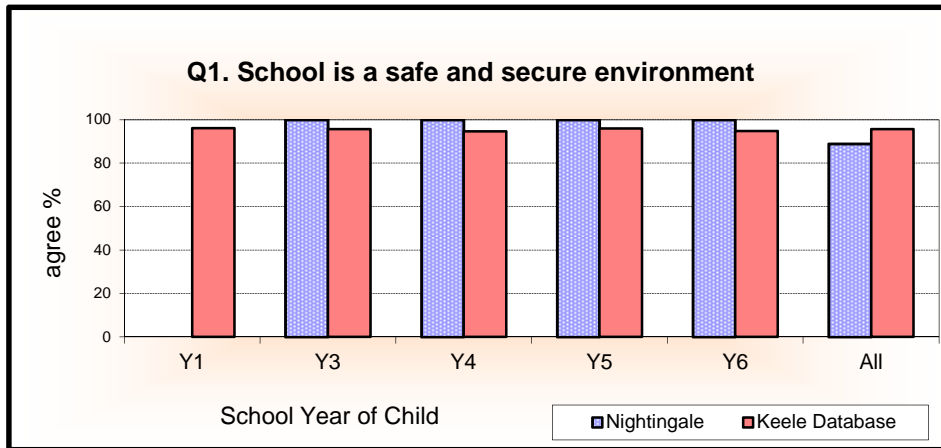
**Table 1 (cont.)  
Parent Survey Responses**

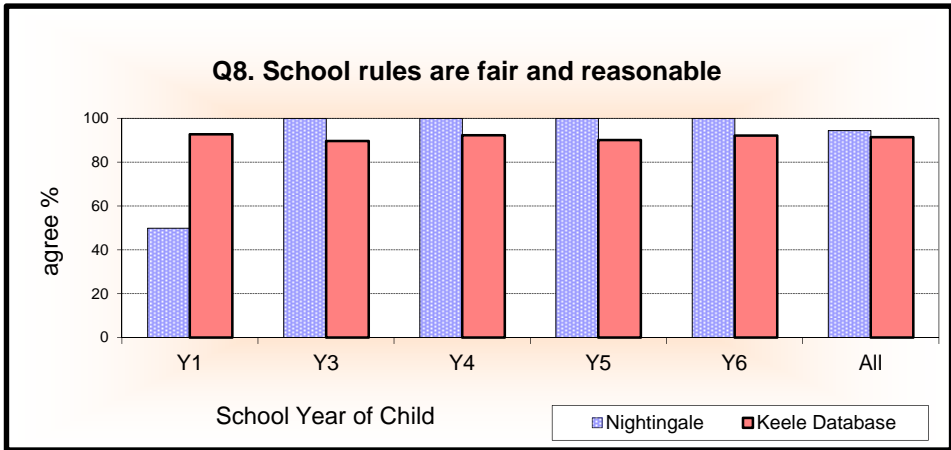
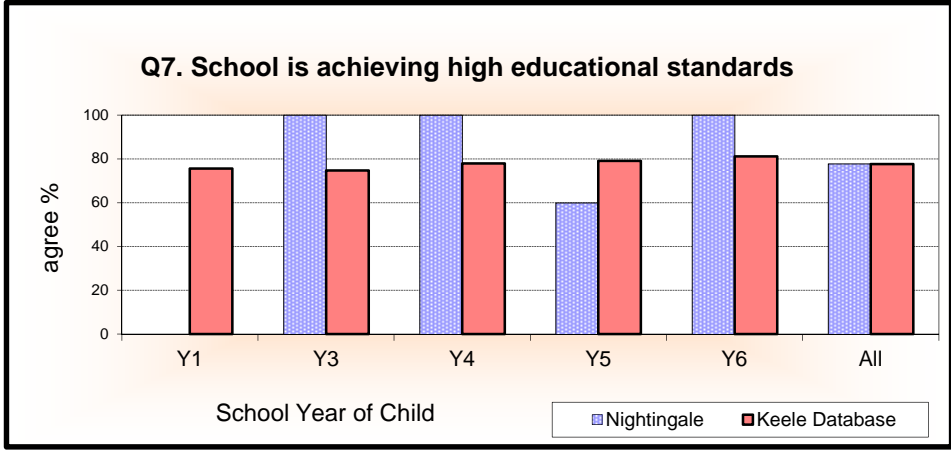
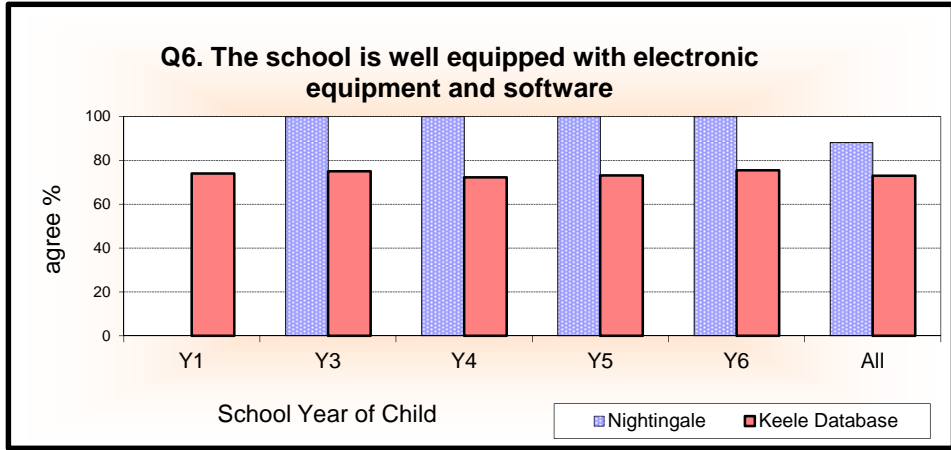
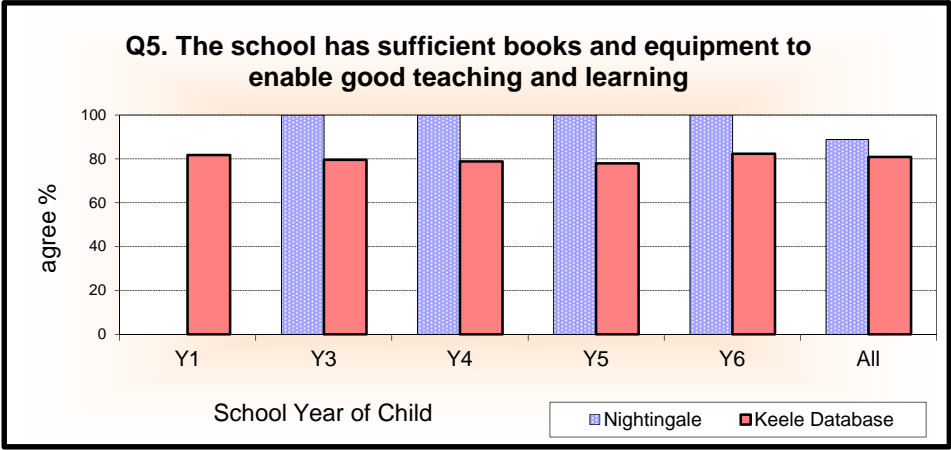
	School Year of Child																					
	Yrs 1-4		Yr 5		Yr 6		Yr 7		Yr 8		Yr 9		Yr 10		Yr 11		Yrs12/13		All			
	No.	%	No.	%	No.	%	No.	%	No.	%	No.	%	No.	%	No.	%	No.	%	No.	%		
Q14. Pupils disrupting lessons in school is a <b>particular</b> problem																						
strongly agree													2	33							2	5
agree	1	20	2	50	1	14	1	50	2	33	1	25	1	17	2	29					11	25
not sure	3	60	2	50	4	57	1	50	4	67	2	50	3	50	3	43	3	100			25	57
disagree	1	20			2	29					1	25			2	29					6	14
strongly disagree																						
Q15. The school recognises and rewards good work or behaviour																						
strongly agree	4	67	3	75	6	86	1	50	3	50	1	20	2	25	9	82					29	56
agree			1	25	1	14	1	50	1	17	2	40	4	50	2	18	2	67			14	27
not sure	2	33							2	33	1	20	2	25			1	33			8	15
disagree											1	20									1	2
strongly disagree																						
Q16. Most teachers are respected by the pupils																						
strongly agree	3	50	2	40	6	86			2	33	1	20	2	25	9	82					25	47
agree	1	17	2	40	1	14	1	50	3	50	1	20	5	63	2	18	1	33			17	32
not sure	2	33	1	20			1	50	1	17	2	40	1	13			2	67			10	19
disagree											1	20									1	2
strongly disagree																						
Q17. The education that the school is giving my child is helping him/her to prepare for his/her future life																						
strongly agree	2	33	2	50	6	86			3	50	2	40	3	38	8	73					26	50
agree	3	50	2	50	1	14	1	50	1	17	2	40	3	38	3	27	2	67			18	35
not sure	1	17					1	50	1	17	1	20	1	13			1	33			6	12
disagree									1	17			1	13							2	4
strongly disagree																						
Q18. Healthy food and drink are made available in school																						
strongly agree	3	50	2	50	6	86			2	40	3	60	1	13	7	64					24	47
agree	1	17	2	50	1	14	1	50	1	20	1	20	4	50	3	27	2	67			16	31
not sure	2	33					1	50	2	40	1	20	3	38	1	9	1	33			11	22
disagree																						
strongly disagree																						
Q19. There is ample opportunity to take part in sport																						
strongly agree	3	50	2	40	6	86			2	33	2	40	2	25	7	64					24	45
agree	1	17	2	40	1	14	1	50	3	50	2	40	4	50	2	18	2	67			18	34
not sure	2	33	1	20			1	50	1	17			2	25	2	18	1	33			10	19
disagree											1	20									1	2
strongly disagree																						
Q20. The school provides good out of hours services for pupils																						
strongly agree	1	17	1	20	3	43					1	20	1	13	5	45					12	23
agree			2	40	1	14			1	17			3	38							7	13
not sure	4	67	2	40	3	43	2	100	2	33	2	40	3	38	6	55	3	100			27	51
disagree									1	17	1	20									2	4
strongly disagree	1	17							2	33	1	20	1	13							5	9

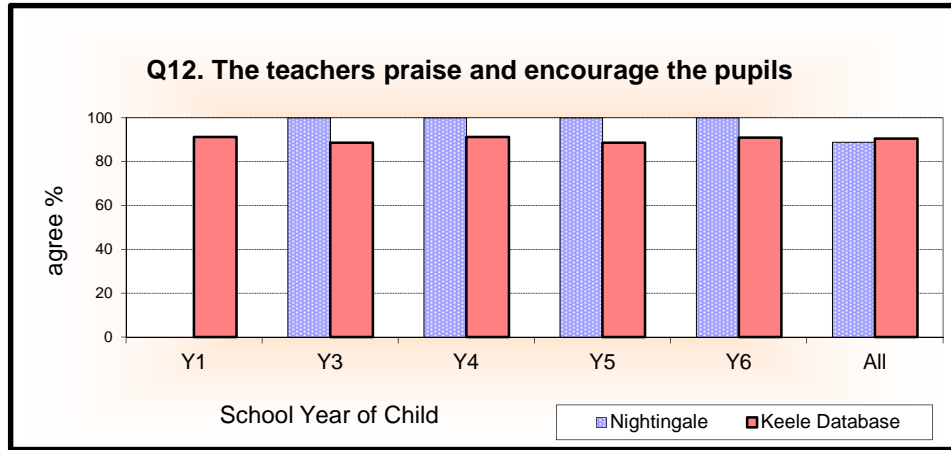
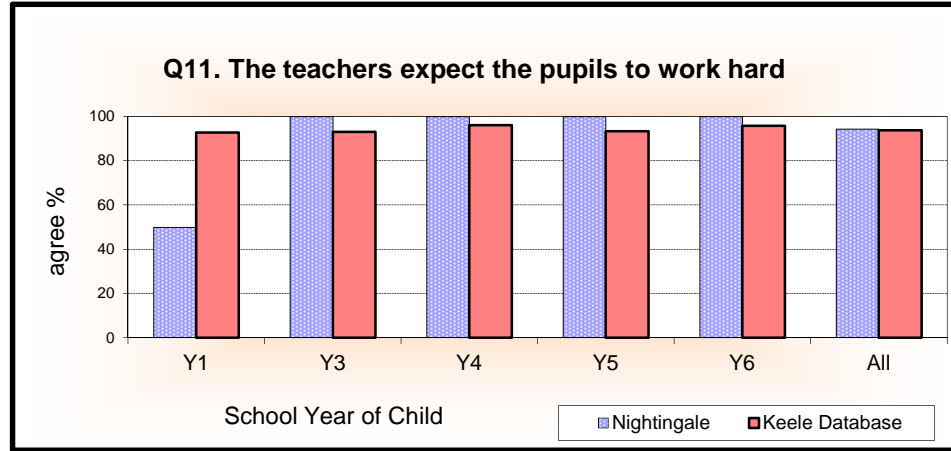
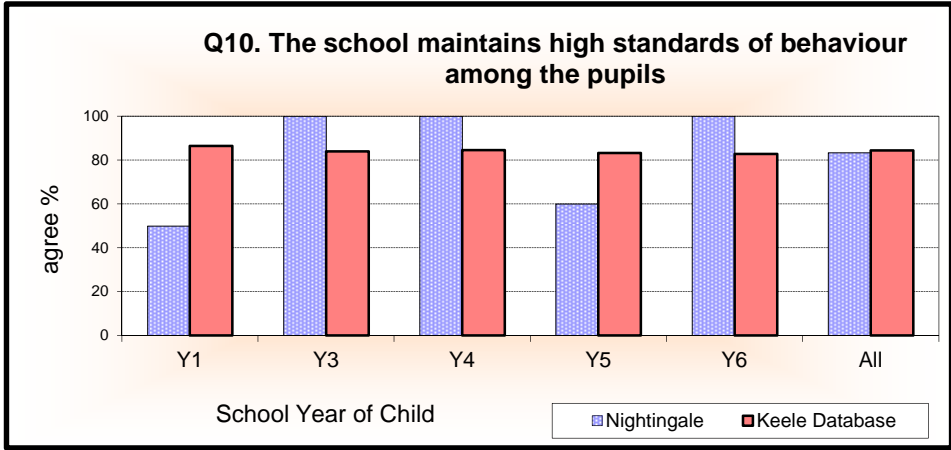
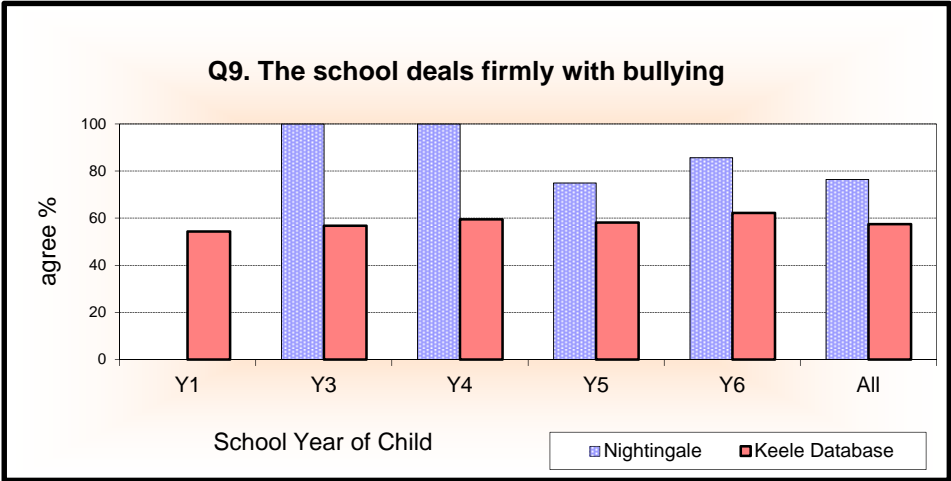
**Table 1 (cont.)  
Parent Survey Responses**

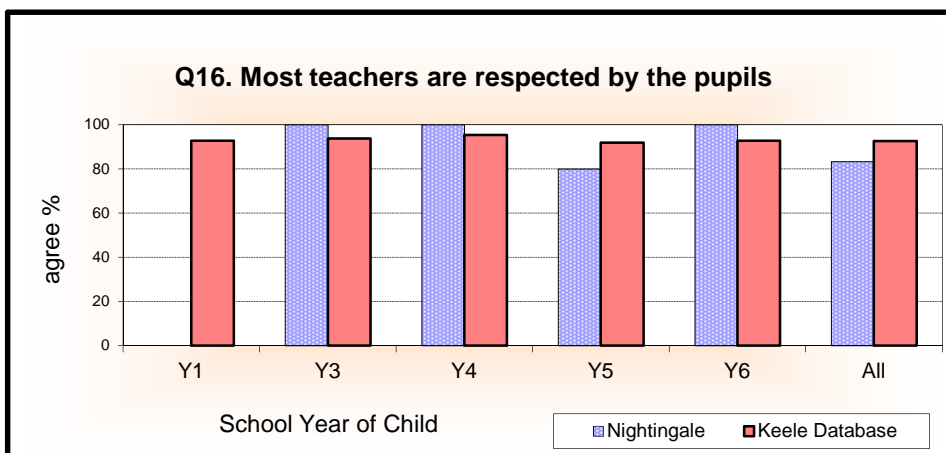
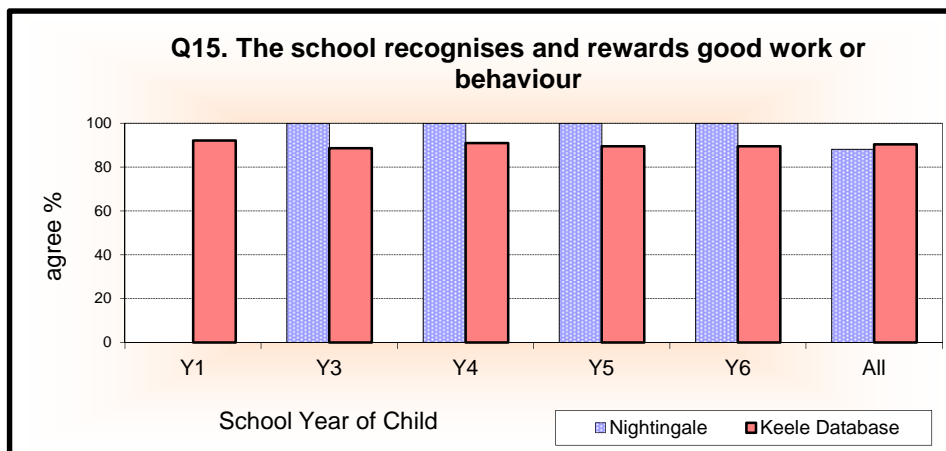
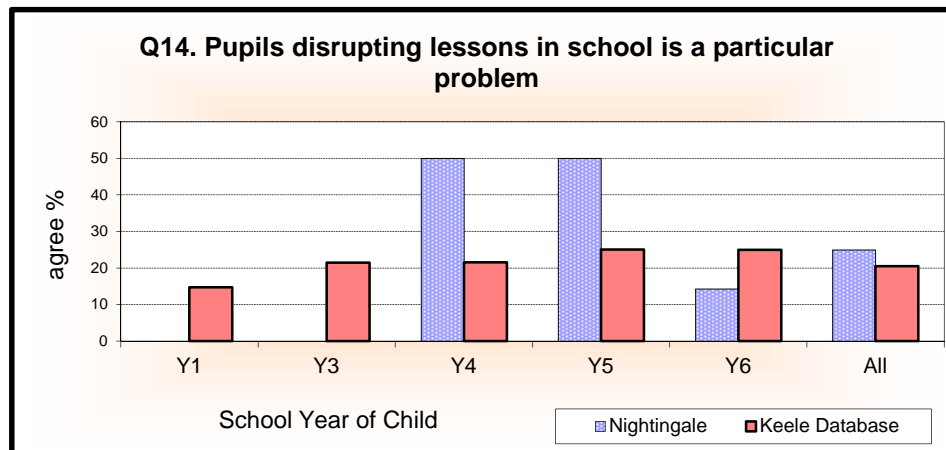
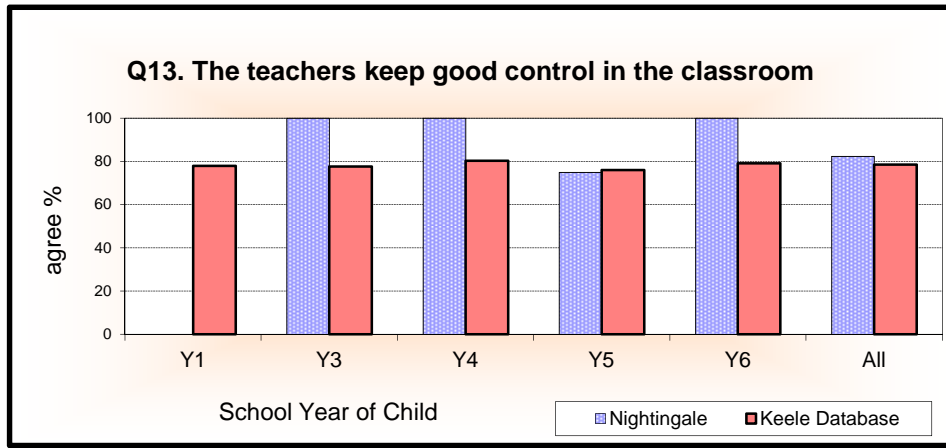
	School Year of Child																					
	Yrs 1-4		Yr 5		Yr 6		Yr 7		Yr 8		Yr 9		Yr 10		Yr 11		Yrs12/13		All			
	No.	%	No.	%	No.	%	No.	%	No.	%	No.	%	No.	%	No.	%	No.	%	No.	%		
Q21. Do you feel that you have enough information about the school?																						
yes	6	100	5	100	6	86	1	50	4	67	3	75	7	88	8	73	3	75	43	81		
no					1	14	1	50	2	33	1	25	1	13	3	27	1	25	10	19		
Q22. Do you know who to contact should you wish to discuss your child's problems/progress?																						
yes	6	100	4	100	7	100	1	50	5	83	3	75	7	88	10	91	4	100	47	90		
no							1	50	1	17	1	25	1	13	1	9			5	10		
Q23. Do you regularly attend parents' evenings/progress report or review days to discuss your child's progress with the teachers?																						
yes	5	83	4	100	7	100	1	50	5	83	4	80	7	100	10	91	3	75	46	88		
no	1	17					1	50	1	17	1	20			1	9	1	25	6	12		
Q24. Do you feel your child is well cared for at school?																						
yes	5	100	4	100	7	100	1	50	6	100	4	80	7	88	11	100	4	100	49	94		
no							1	50			1	20	1	13					3	6		
Q25. Would you recommend the school to your friends?																						
yes	5	100	4	100	6	100	1	50	4	67	2	40	6	86	10	91	2	67	40	82		
no							1	50	2	33	3	60	1	14	1	9	1	33	9	18		
Q26. Do you find the reports provided by the school on your child's progress useful?																						
yes	5	83	4	100	7	100	1	50	6	100	4	80	5	71	9	82	3	75	44	85		
no											1	20	1	14	1	9			3	6		
we have not yet received a report	1	17					1	50					1	14	1	9	1	25	5	10		
Q27. What sort of progress do you feel your child is making?																						
I am satisfied in most subjects	2	40	4	100	7	100			2	33	3	60	3	43	6	60					27	56
I am satisfied in some subjects	3	60					1	100	2	33	1	20	3	43	4	40	2	67	16	33		
I am satisfied in only a few subjects									1	17	1	20					1	33	3	6		
not satisfied with my child's progress									1	17			1	14					2	4		
Q28. Do you think discipline in the school is:																						
too strict															1	9					1	2
about right	5	83	3	75	7	100	1	50	4	80	2	40	6	75	8	73	2	50	38	73		
not strict enough			1	25					1	20	2	40	1	13	1	9			6	12		
don't know	1	17					1	50			1	20	1	13	1	9	2	50	7	13		
Q29. My child enjoys and is happy at school:																						
always			1	25	1	14	1	50			1	20	1	14	4	36	1	25	10	20		
mostly	4	80	3	75	6	86			2	40	2	40	4	57	5	45			26	52		
sometimes	1	20					1	50	3	60	1	20	1	14	1	9	3	75	11	22		
rarely													1	14	1	9			2	4		
never											1	20							1	2		
Q30. Do you feel that you are treated like a partner in your child's education?																						
always	3	60	2	50	7	100			4	80	1	20	3	43	7	64	1	25	28	56		
mostly	1	20	2	50			2	100			1	20	3	43	4	36	2	50	15	30		
sometimes	1	20							1	20	3	60	1	14			1	25	7	14		
rarely																						
never																						

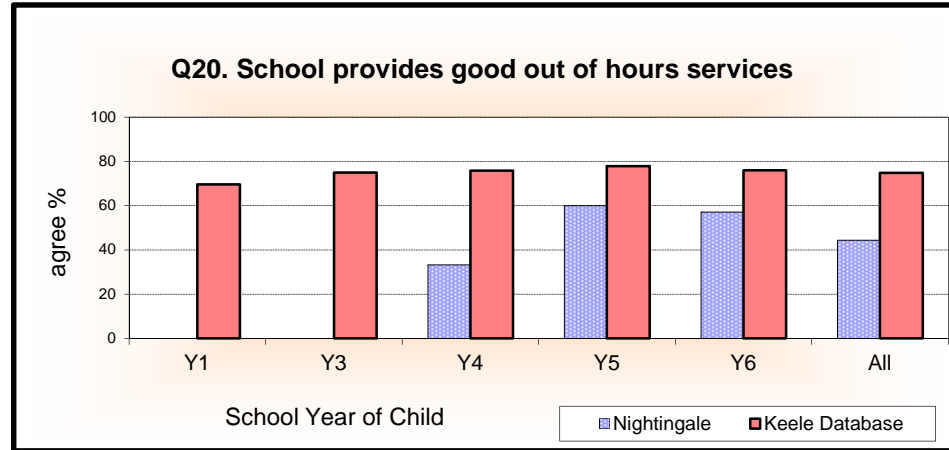
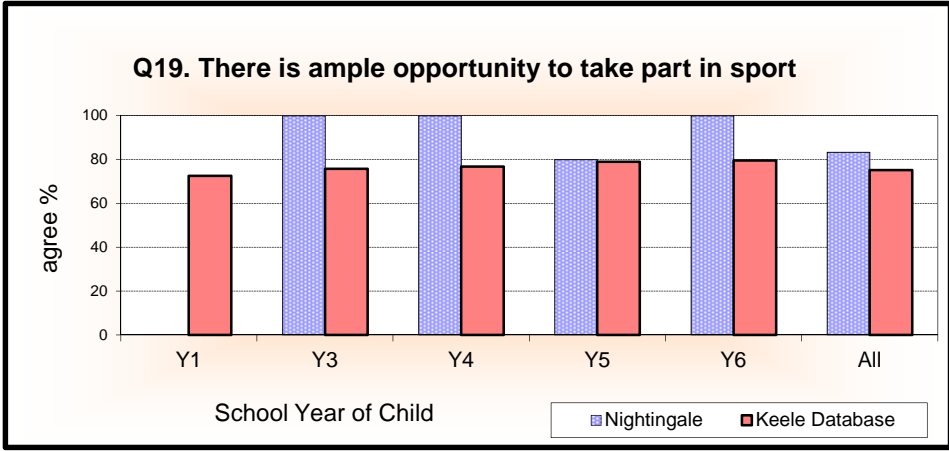
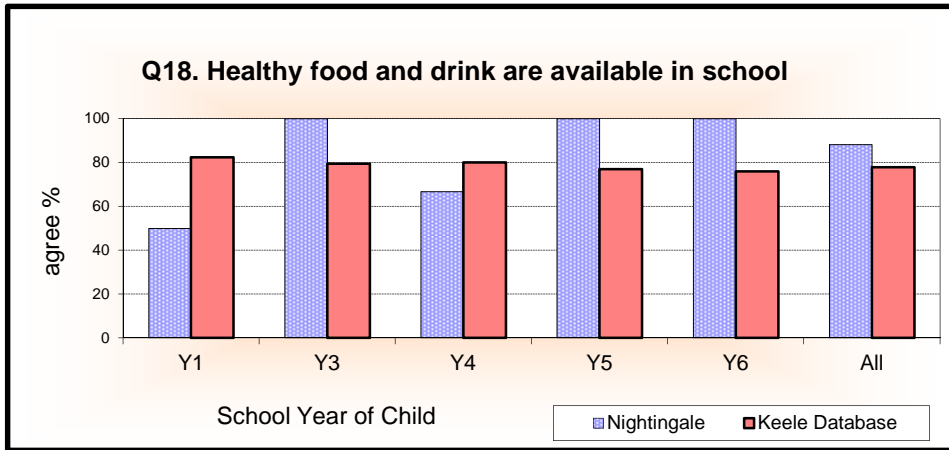
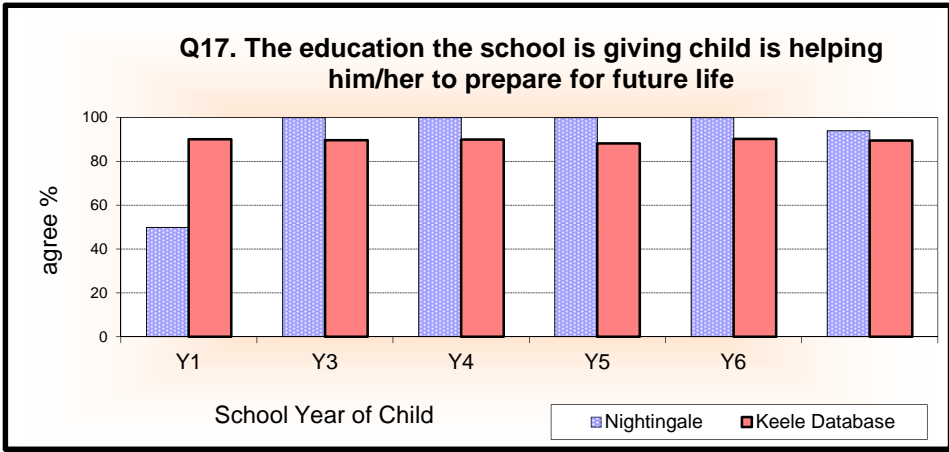
**Nightingale Community Academy - Primary Years  
Analysis of Parent Survey Questions in Diagrammatic Form  
(2 responses in Year 1, 1 in Year 3, 3 in Year 4, 5 in Year 5, and 7 in Year 6)**

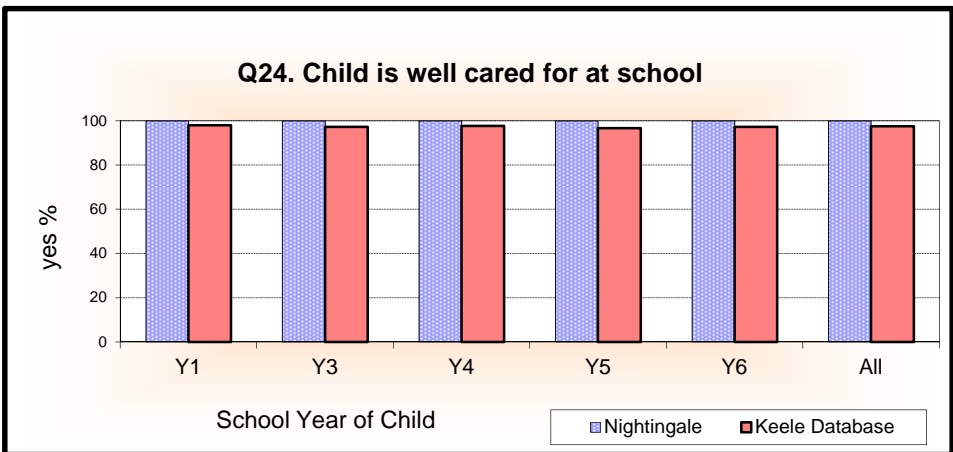
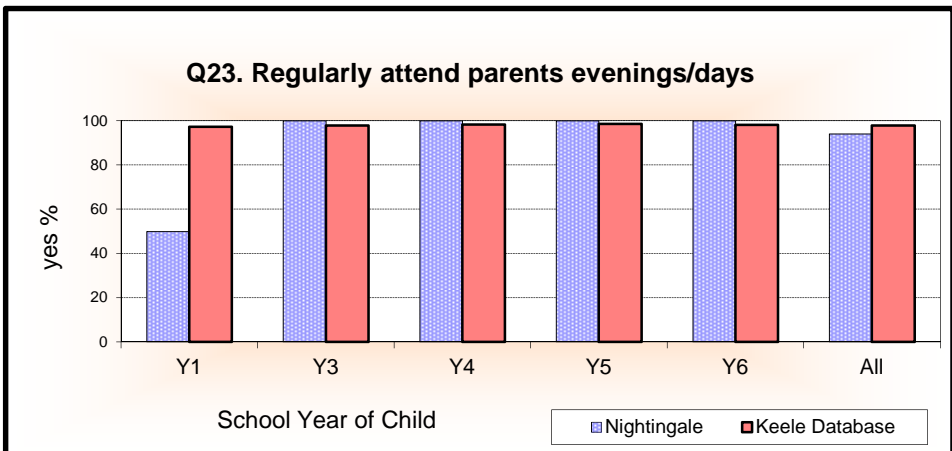
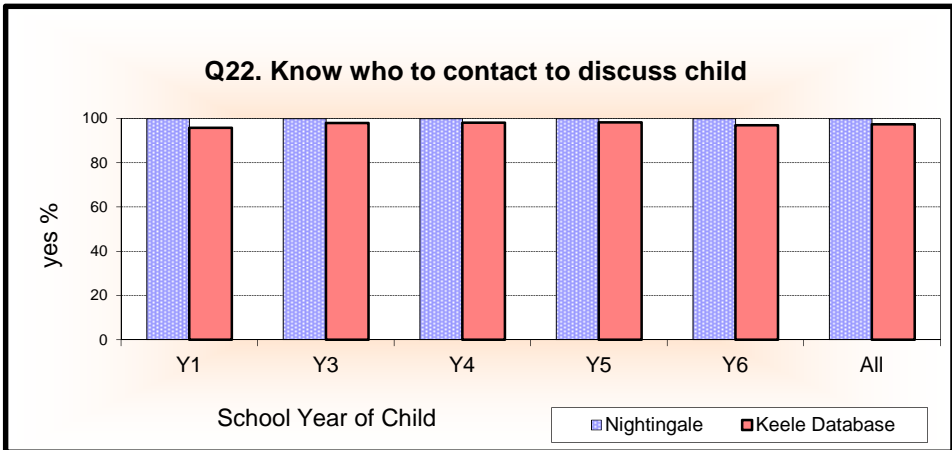
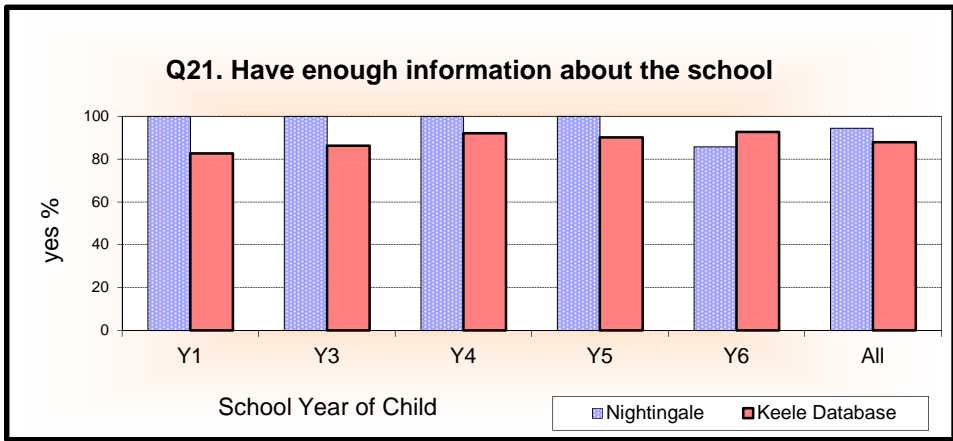




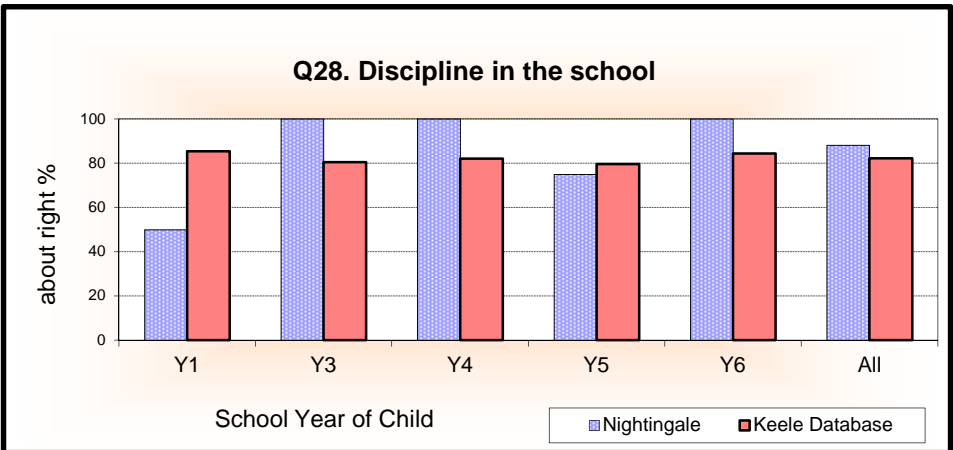
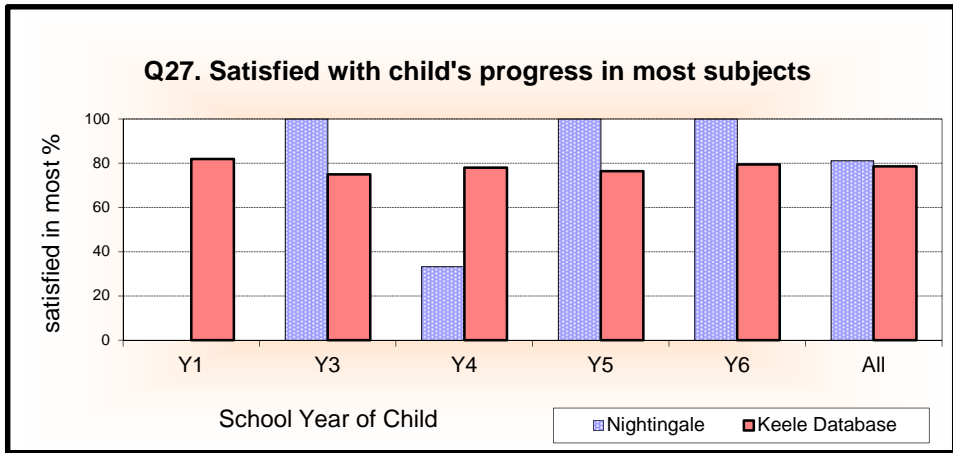
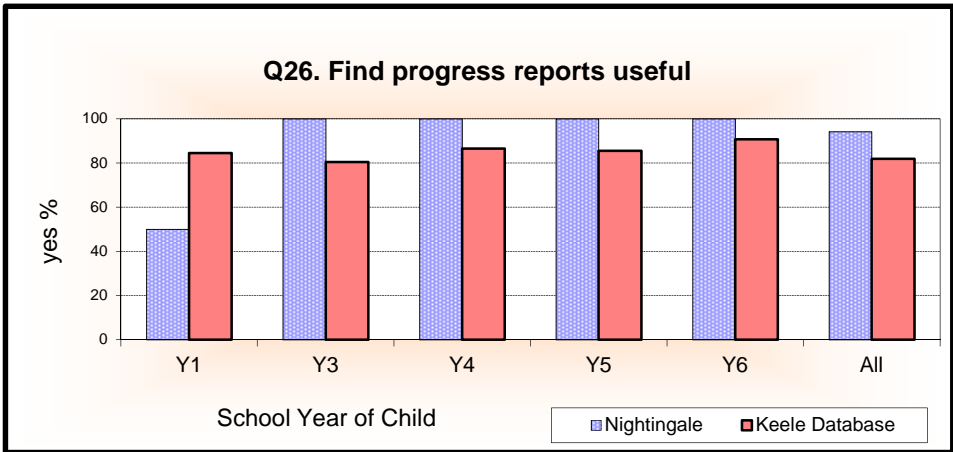
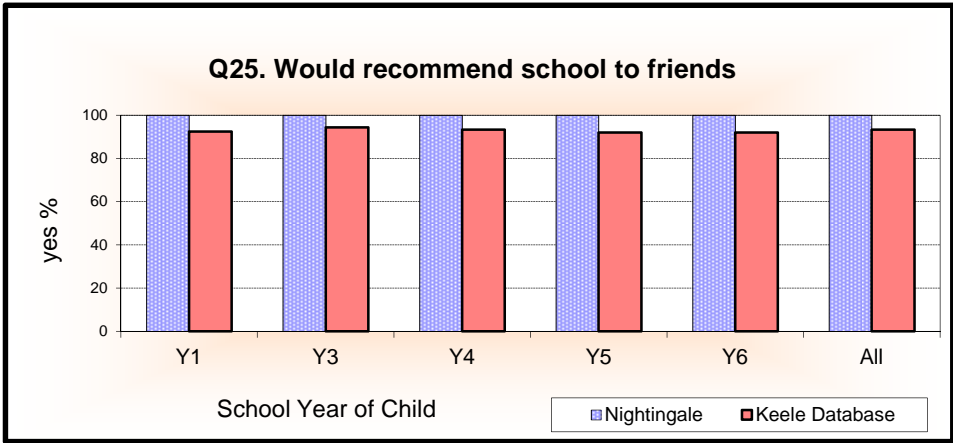


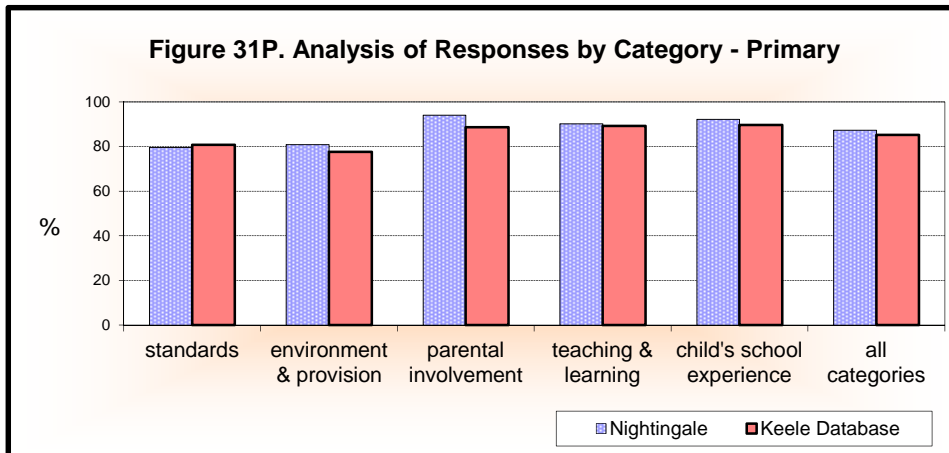
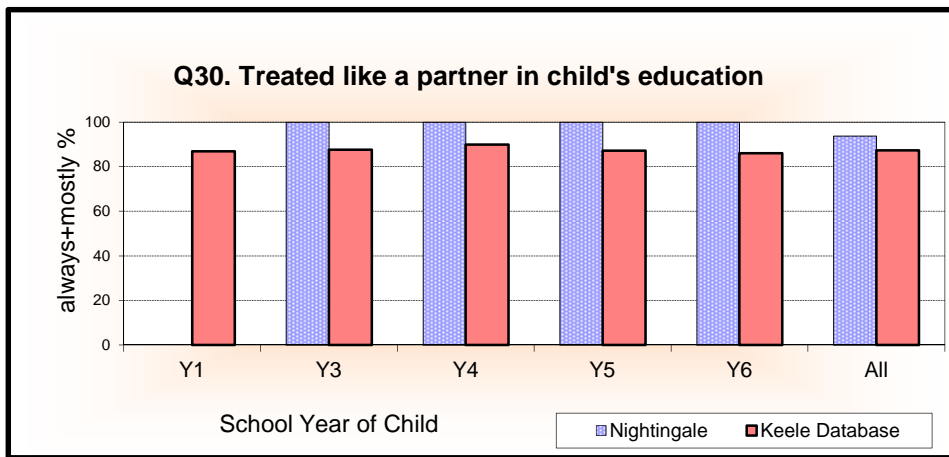
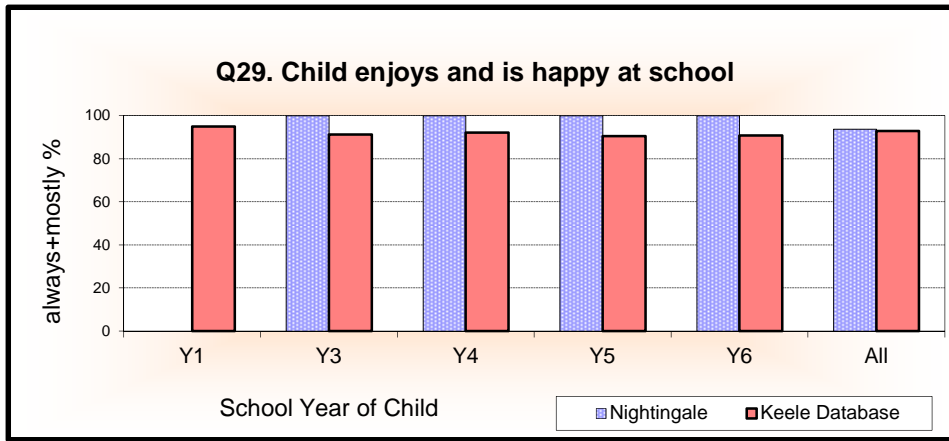




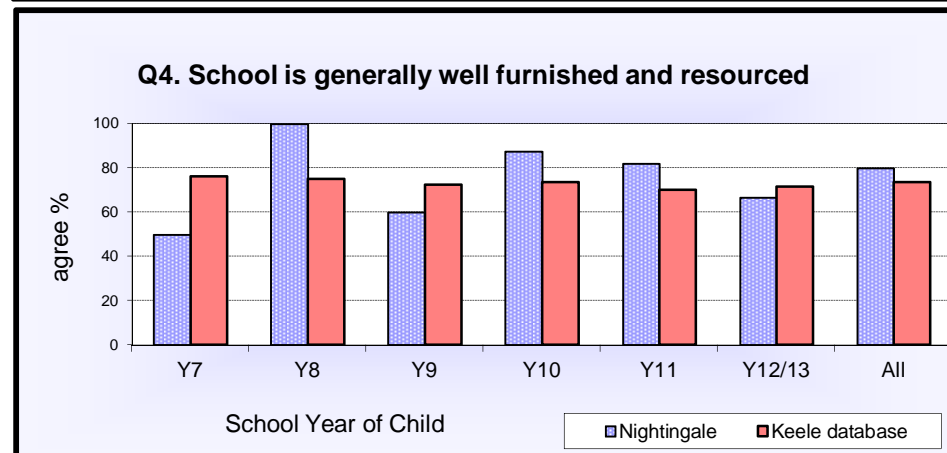
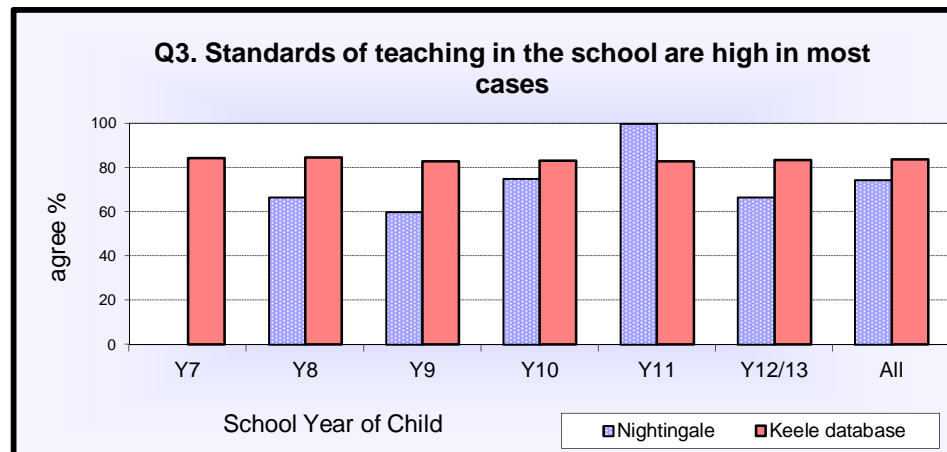
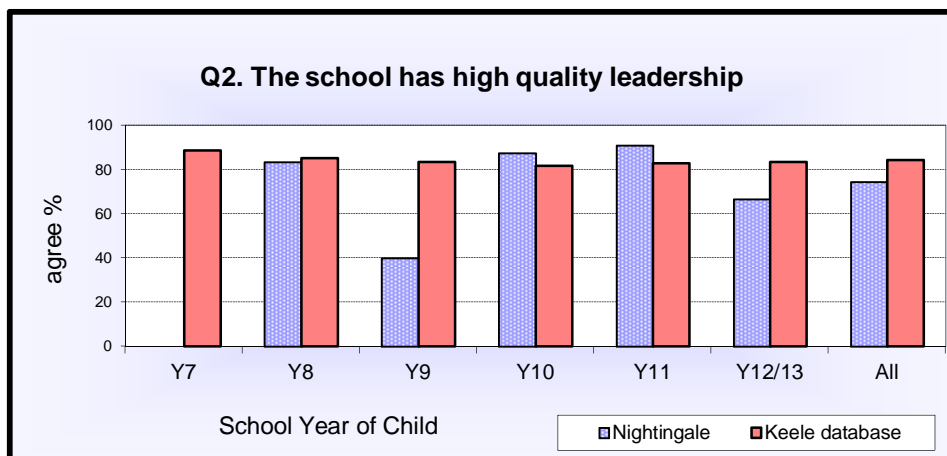
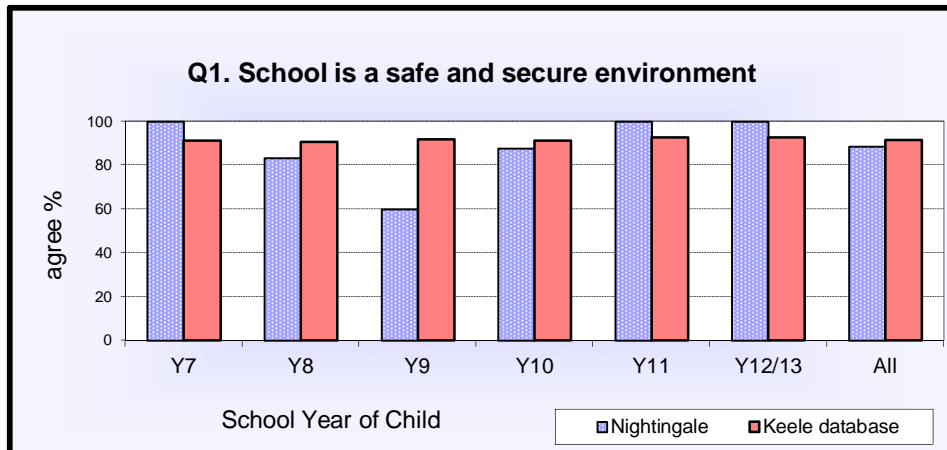


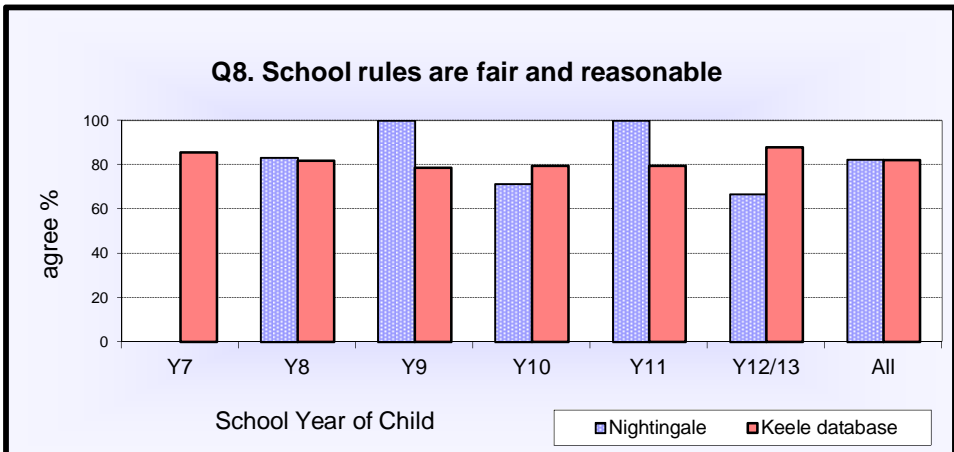
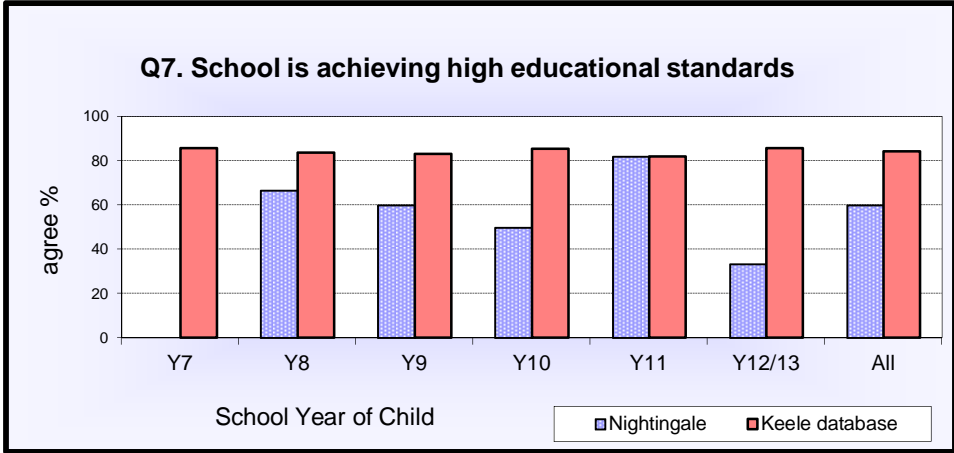
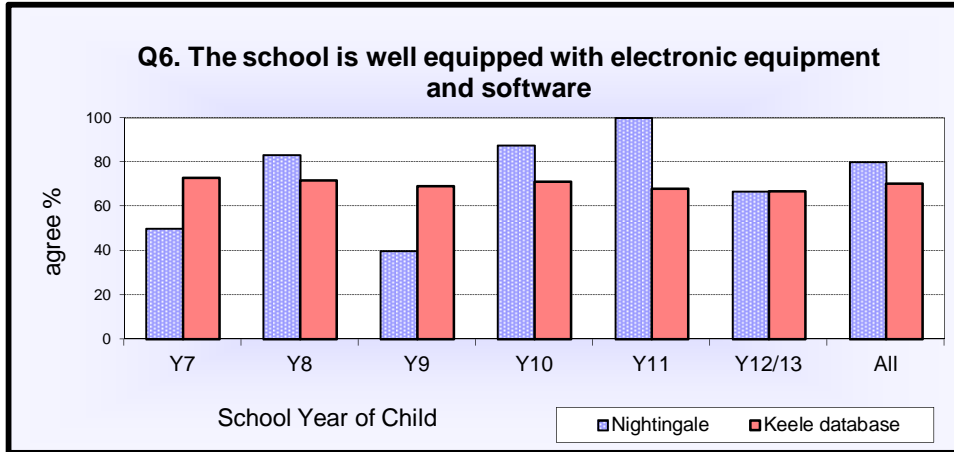
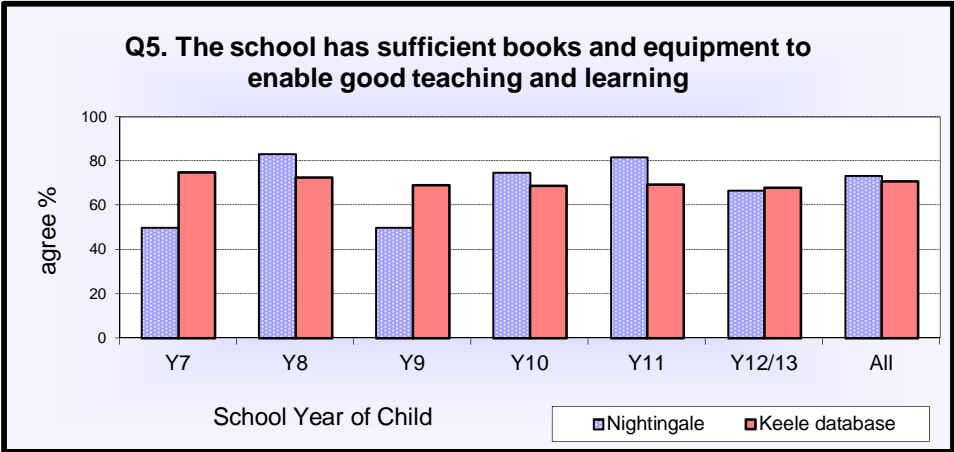


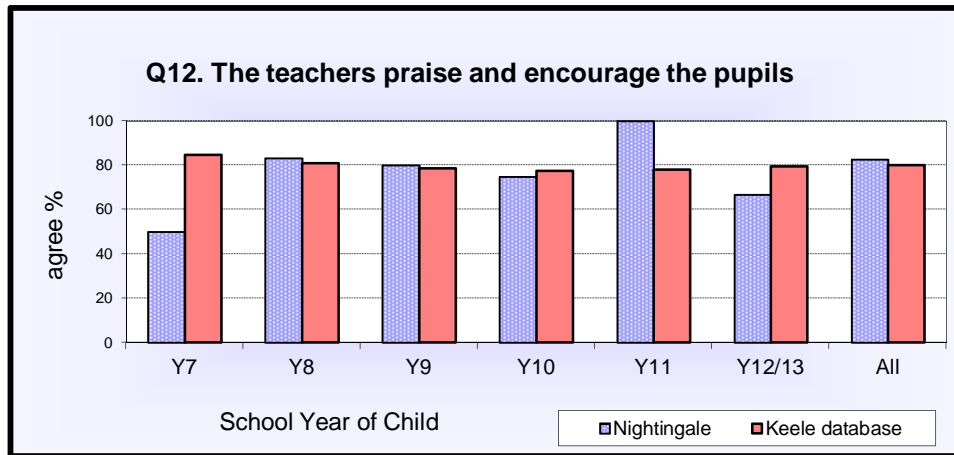
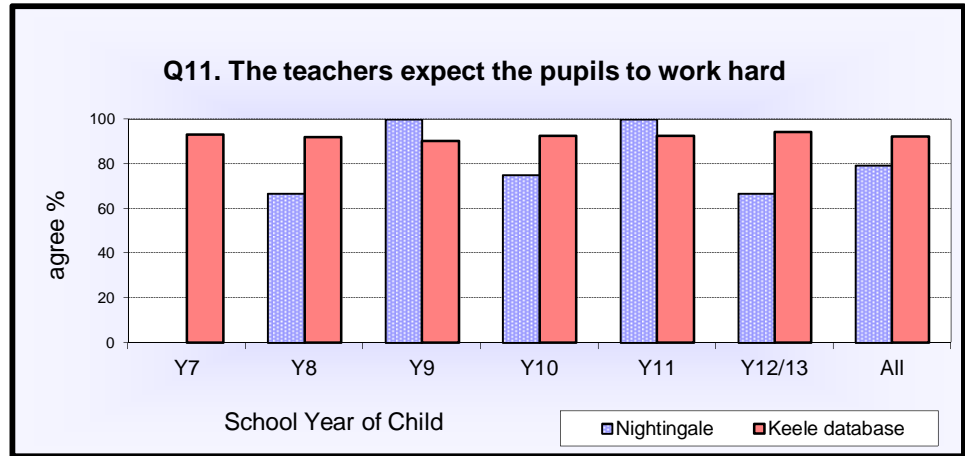
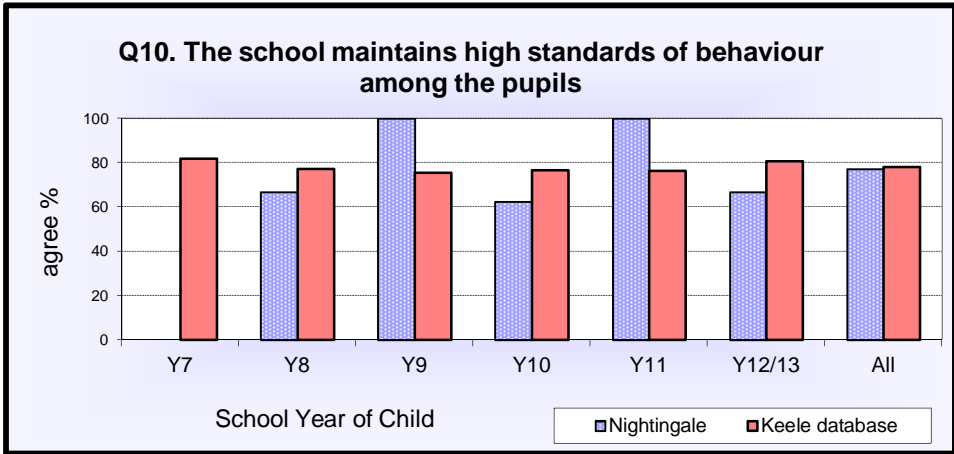
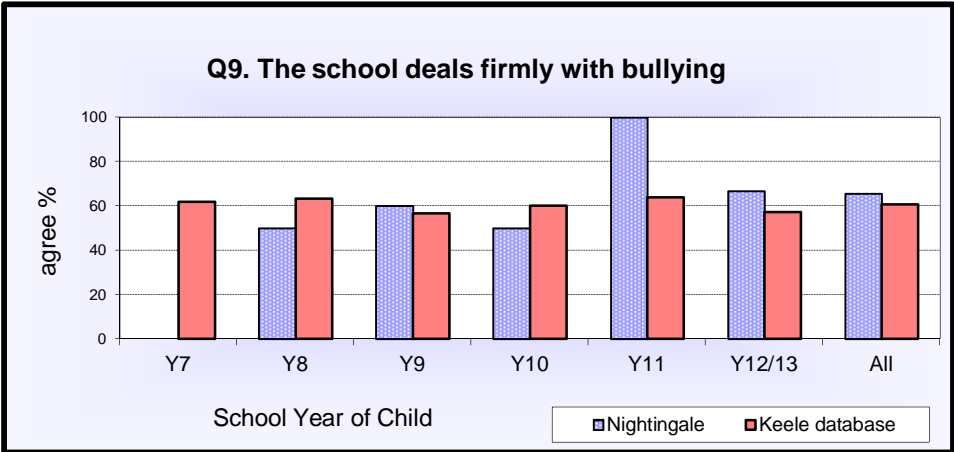




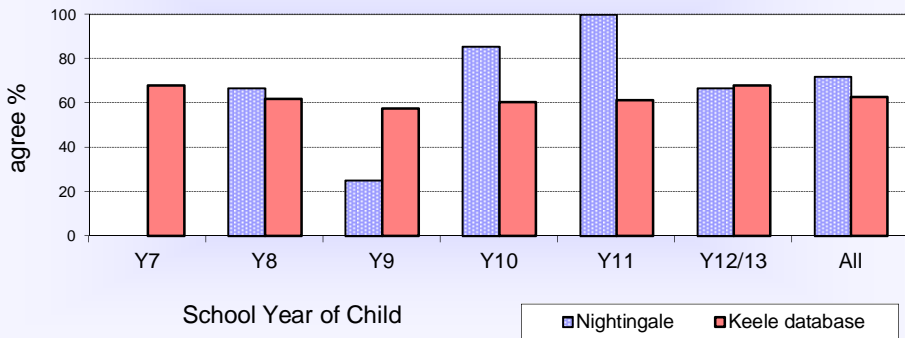
## Nightingale Community Academy - Secondary Years Analysis of Parent Survey Questions in Diagrammatic Form



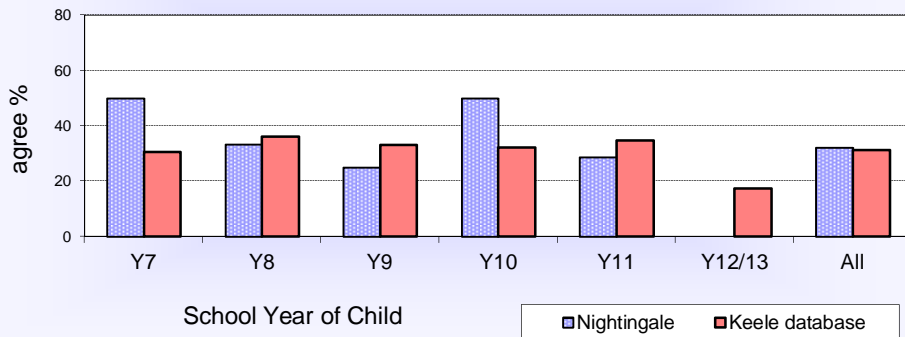




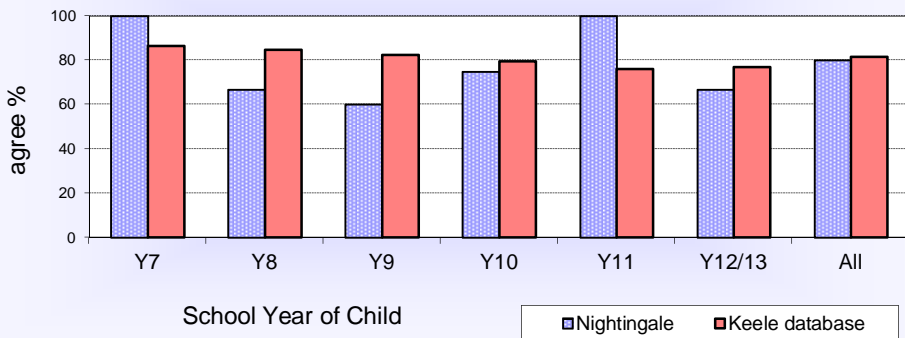
**Q13. The teachers keep good control in the classroom**



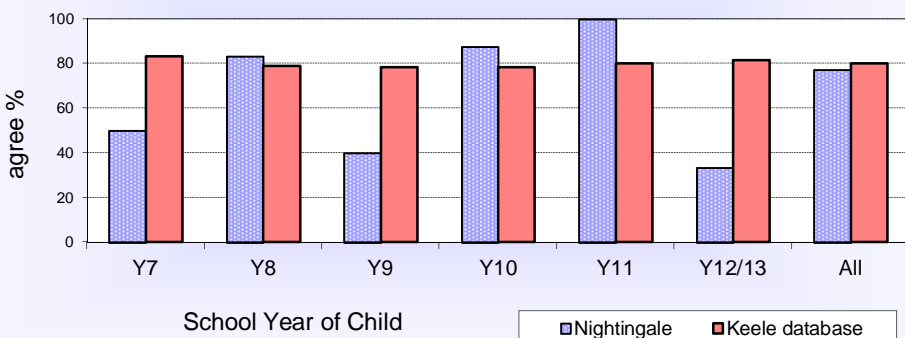
**Q14. Pupils disrupting lessons in school is a particular problem**

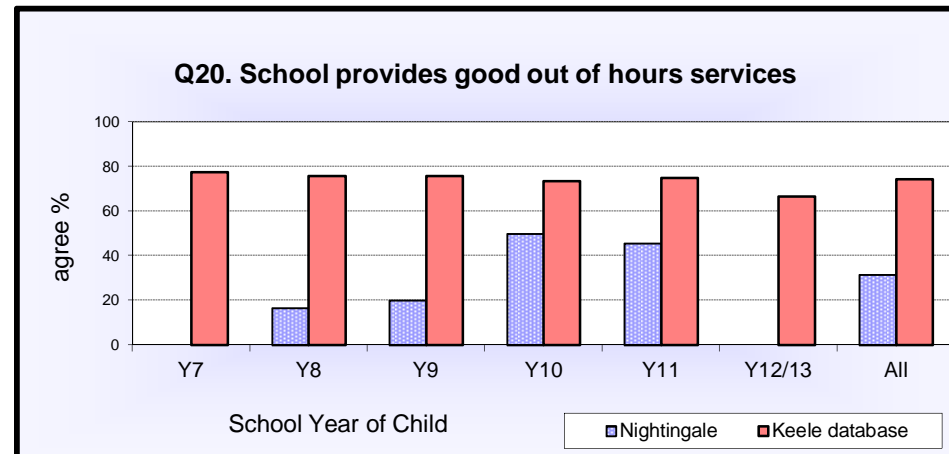
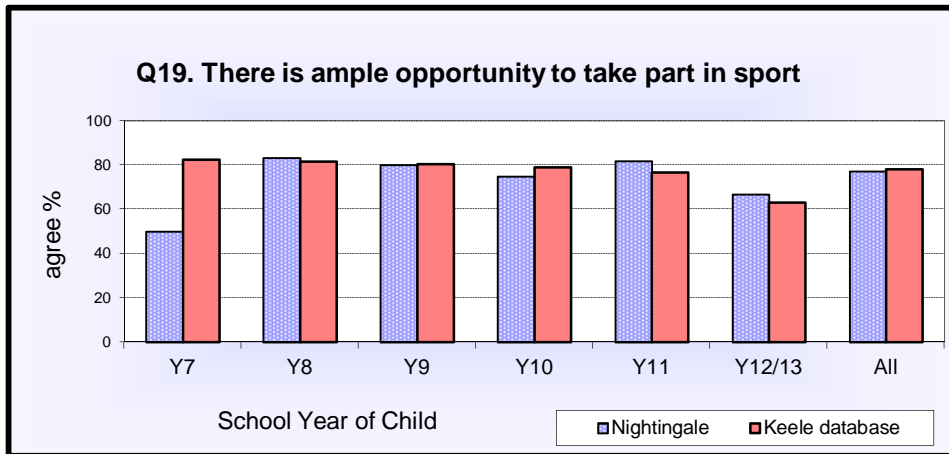
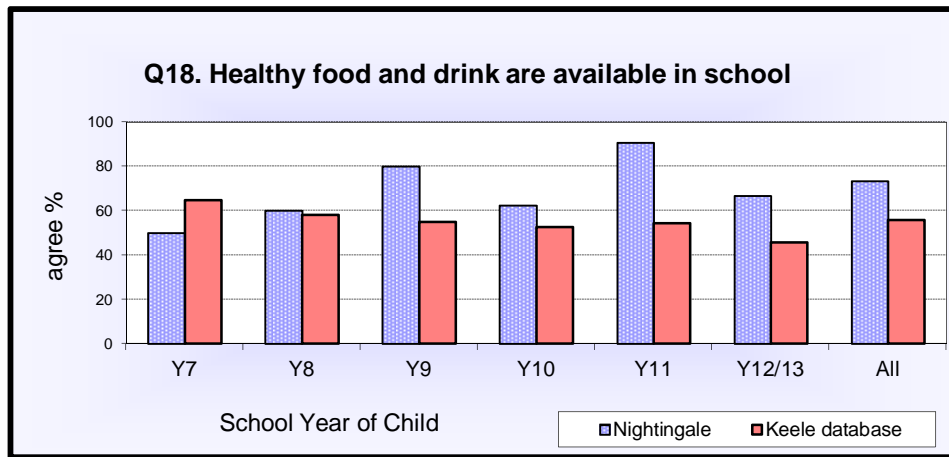
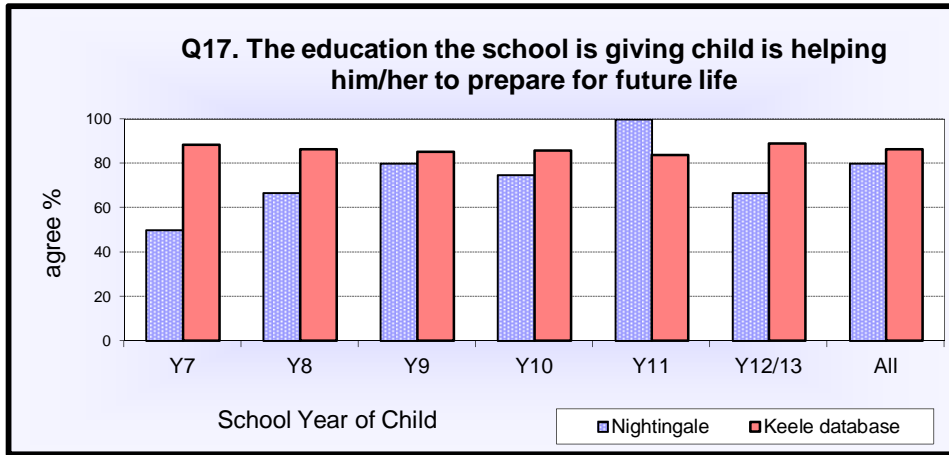


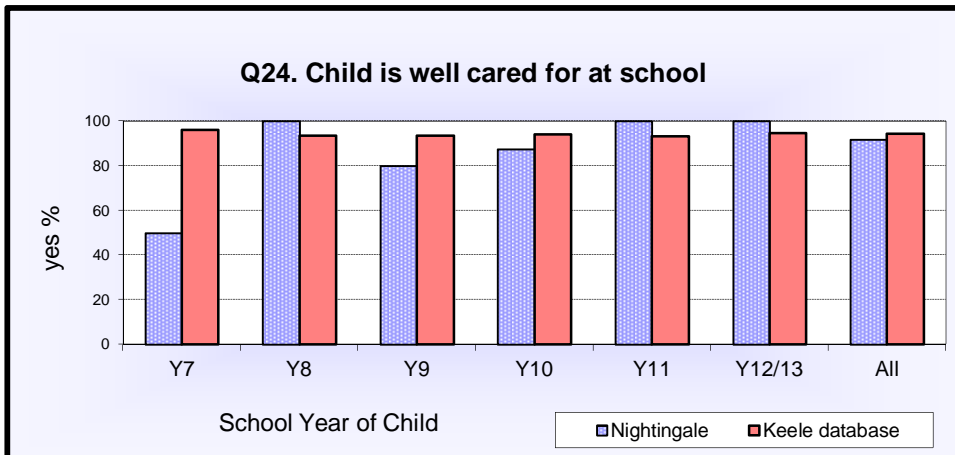
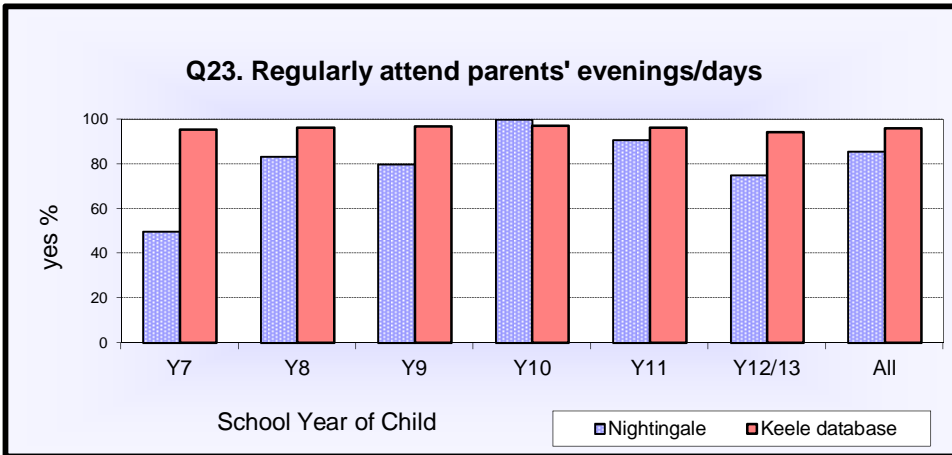
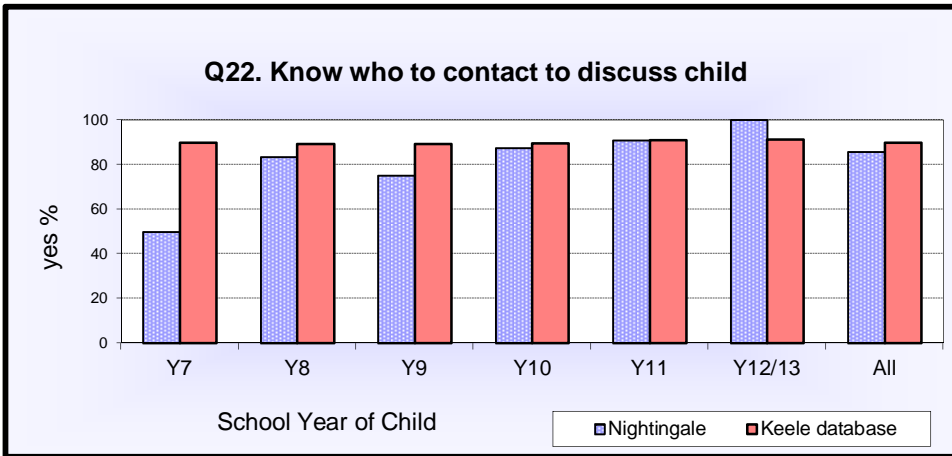
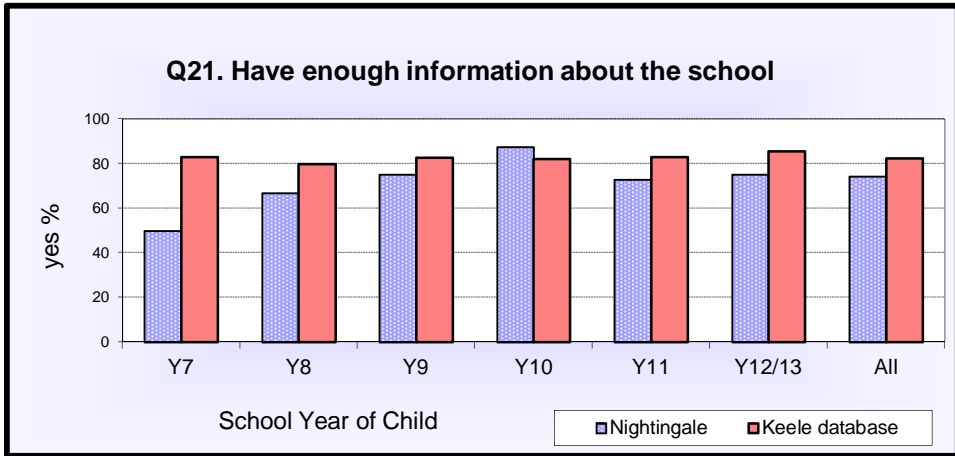
**Q15. The school recognises and rewards good work or behaviour**



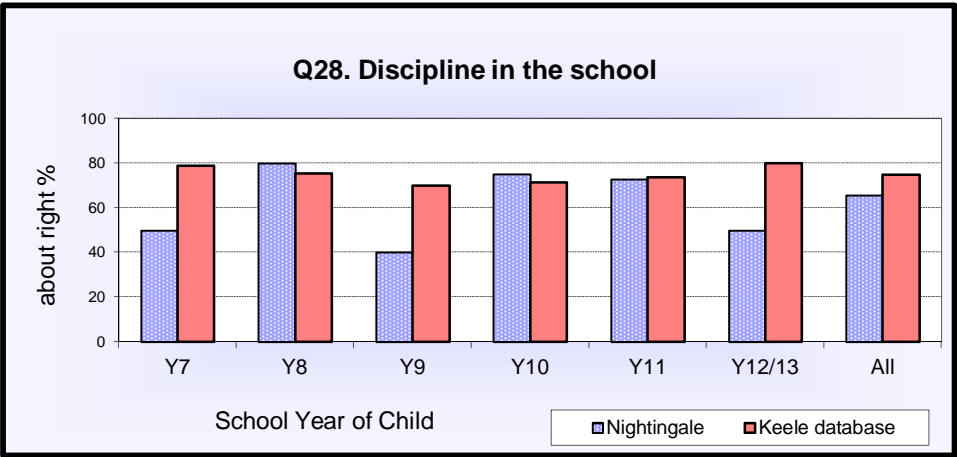
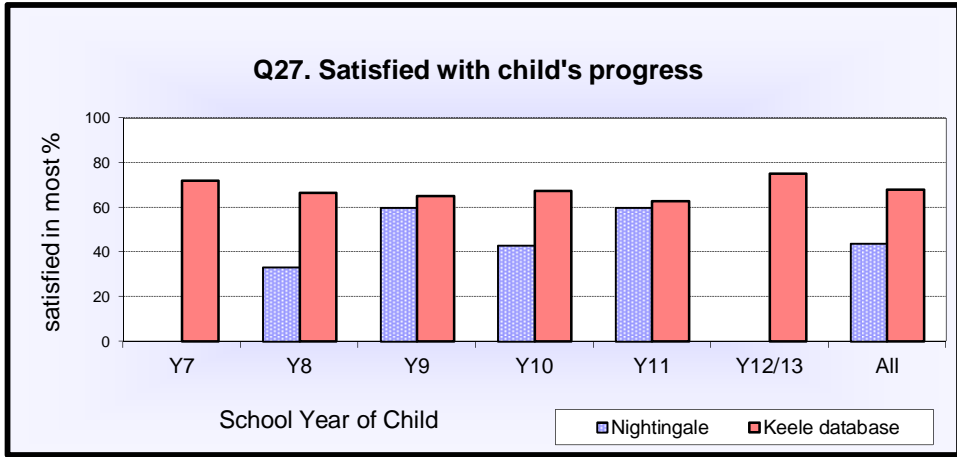
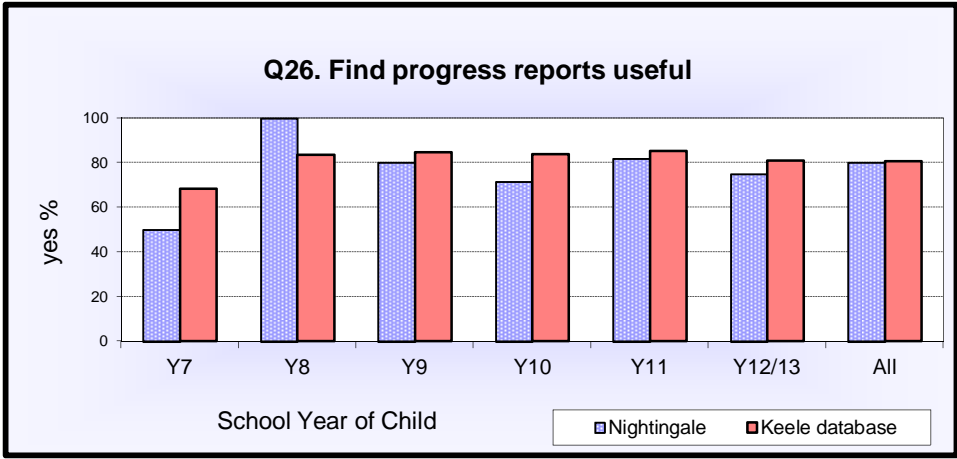
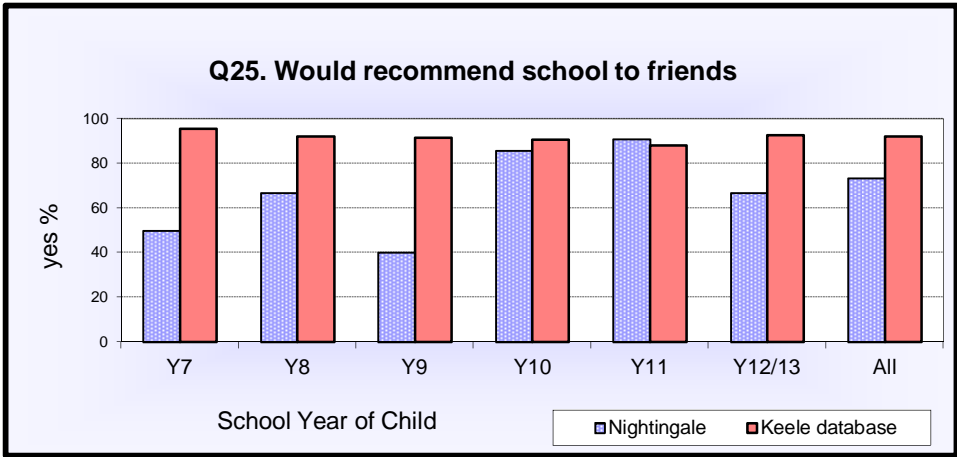
**Q16. Most teachers are respected by the pupils**

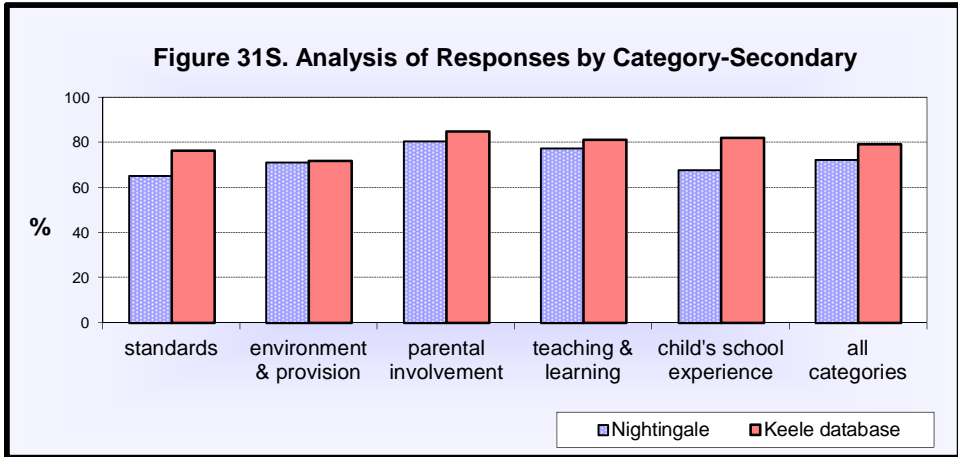
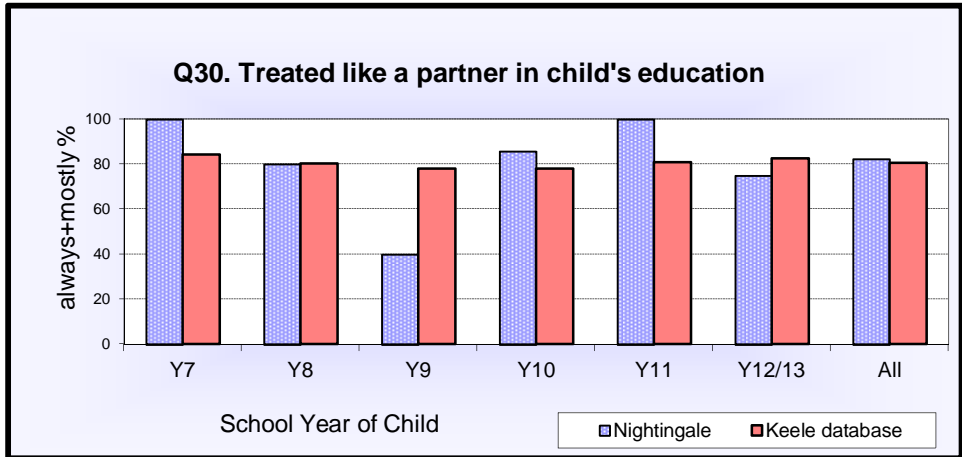
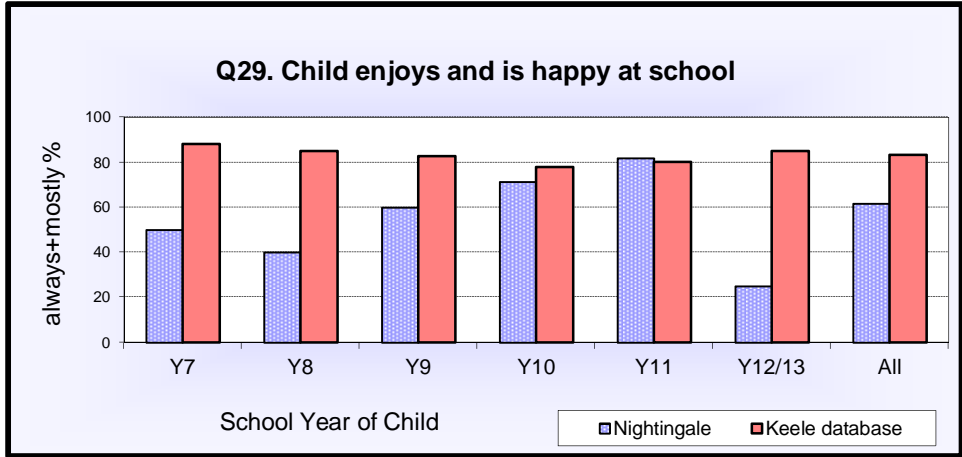






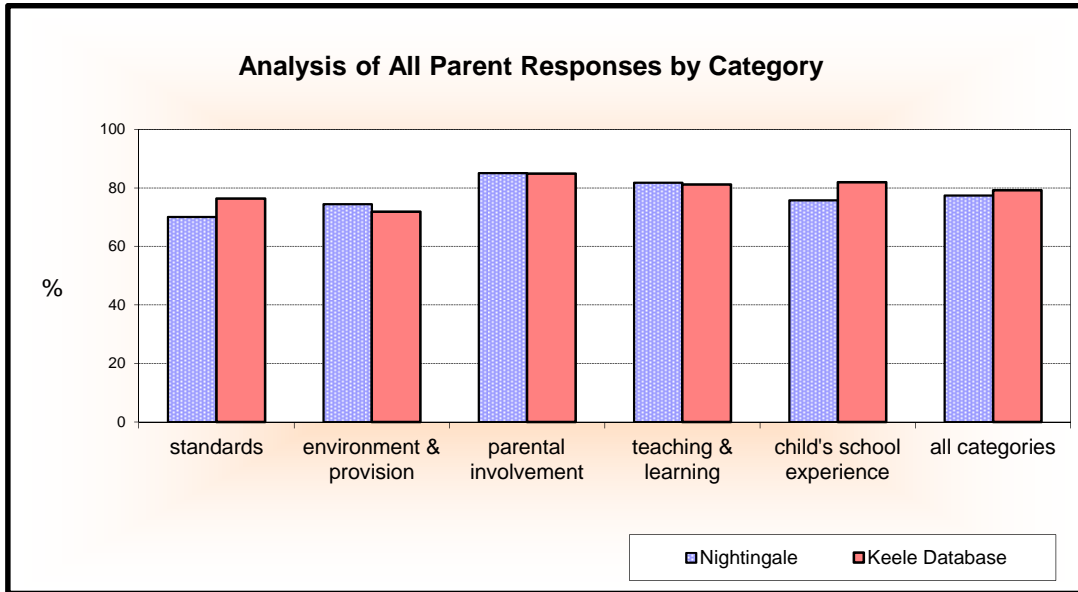






# Nightingale Community Academy

## Analysis of Parent Responses by Category



## Nightingale Community Academy

### Table 2 - Summary of Parent Surveys

Year of Survey	2019-20		2020-21		2021-22		2022-23	
	No.	%	No.	%	No.	%	No.	%
All	58	100	51	100	64	100	54	100
Q1. The school is a safe and secure environment for the children								
strongly agree	25	43	22	43	34	53	22	42
agree	31	53	25	49	22	34	25	47
not sure	1	2	3	6	4	6	3	6
disagree	1	2			3	5	2	4
strongly disagree			1	2	1	2	1	2
Q2. The school has high quality leadership								
strongly agree	25	44	26	51	33	52	22	42
agree	27	47	20	39	24	38	21	40
not sure	4	7	4	8	5	8	8	15
disagree	1	2	1	2	2	3	2	4
strongly disagree								
Q3. Standards of teaching in the school are high in most cases								
strongly agree	23	41	26	51	37	58	23	43
agree	26	46	18	35	23	36	20	38
not sure	6	11	6	12	4	6	10	19
disagree	1	2	1	2				
strongly disagree								
Q4. The school is generally well furnished and resourced								
strongly agree	15	26	22	44	34	53	19	36
agree	32	56	24	48	23	36	25	47
not sure	9	16	2	4	3	5	7	13
disagree	1	2	2	4	3	5		
strongly disagree					1	2	2	4
Q5. The school has sufficient books and equipment to enable good teaching and learning								
strongly agree	15	27	20	39	35	55	20	38
agree	29	52	24	47	22	34	21	40
not sure	12	21	6	12	6	9	10	19
disagree			1	2	1	2	1	2
strongly disagree								
Q6. The school is well equipped with electronic equipment and software								
strongly agree	22	39	21	41	30	47	18	35
agree	24	42	21	41	26	41	25	48
not sure	11	19	8	16	6	9	9	17
disagree			1	2	2	3		
strongly disagree								

**Table 2 (cont.)**

Year of Survey	2019-20		2020-21		2021-22		2022-23	
	No.	%	No.	%	No.	%	No.	%
Q7. The school is achieving high educational standards								
strongly agree	17	31	24	47	32	50	16	30
agree	24	44	18	35	22	34	19	36
not sure	10	18	7	14	8	13	18	34
disagree	4	7	1	2	1	2		
strongly disagree			1	2	1	2		
Q8. School rules are fair and reasonable								
strongly agree	23	40	25	49	37	58	23	44
agree	30	53	22	43	23	36	22	42
not sure	2	4	2	4	2	3	4	8
disagree	2	4	2	4	1	2	3	6
strongly disagree					1	2		
Q9. The school deals firmly with bullying								
strongly agree	19	33	20	40	32	50	18	35
agree	29	51	19	38	18	28	18	35
not sure	7	12	9	18	11	17	15	29
disagree	1	2			1	2	1	2
strongly disagree	1	2	2	4	2	3		
Q10. The school maintains high standards of behaviour among the pupils								
strongly agree	23	40	23	46	33	52	18	34
agree	29	50	17	34	23	36	24	45
not sure	4	7	6	12	7	11	11	21
disagree			4	8				
strongly disagree	2	3			1	2		
Q11. The teachers expect the pupils to work hard								
strongly agree	27	47	28	56	36	56	27	52
agree	30	53	19	38	26	41	17	33
not sure			3	6	1	2	7	13
disagree					1	2	1	2
strongly disagree								
Q12. The teachers praise and encourage the pupils								
strongly agree	34	60	30	60	40	63	30	57
agree	20	35	17	34	22	34	15	28
not sure	3	5	3	6	2	3	8	15
disagree								
strongly disagree								
Q13. The teachers keep good control in the classroom								
strongly agree	19	34	26	51	30	47	18	37
agree	26	46	17	33	23	36	19	39
not sure	9	16	6	12	9	14	12	24
disagree	2	4	2	4	1	2		
strongly disagree					1	2		

**Table 2 (cont.)**

Year of Survey	2019-20		2020-21		2021-22		2022-23	
	No.	%	No.	%	No.	%	No.	%
Q14. Pupils disrupting lessons in school is a <b>particular</b> problem								
strongly agree	7	17	3	8	4	9	2	5
agree	15	36	9	24	13	29	11	25
not sure	13	31	16	43	15	33	25	57
disagree	4	10	9	24	11	24	6	14
strongly disagree	3	7			2	4		
Q15. The school recognises and rewards good work or behaviour								
strongly agree	30	54	27	55	36	56	29	56
agree	26	46	18	37	24	38	14	27
not sure			4	8	4	6	8	15
disagree							1	2
strongly disagree								
Q16. Most teachers are respected by the pupils								
strongly agree	20	35	19	38	35	56	25	47
agree	30	53	20	40	19	31	17	32
not sure	7	12	10	20	7	11	10	19
disagree			1	2	1	2	1	2
strongly disagree								
Q17. The education that the school is giving my child is helping him/her to prepare for his/her future life								
strongly agree	26	45	27	54	40	63	26	50
agree	25	43	19	38	21	33	18	35
not sure	6	10	3	6	1	2	6	12
disagree	1	2	1	2	2	3	2	4
strongly disagree								
Q18. Healthy food and drink are made available in school								
strongly agree	19	33	27	53	37	58	24	47
agree	27	47	18	35	17	27	16	31
not sure	11	19	4	8	9	14	11	22
disagree			2	4	1	2		
strongly disagree								
Q19. There is ample opportunity to take part in sport								
strongly agree	25	47	28	55	38	60	24	45
agree	22	42	18	35	20	32	18	34
not sure	5	9	4	8	4	6	10	19
disagree	1	2	1	2	1	2	1	2
strongly disagree								
Q20. The school provides good out of hours services for pupils								
strongly agree	18	32	18	35	22	34	12	23
agree	14	25	20	39	18	28	7	13
not sure	16	29	8	16	17	27	27	51
disagree	5	9	4	8	4	6	2	4
strongly disagree	3	5	1	2	3	5	5	9

**Table 2 (cont.)**

Year of Survey	2019-20		2020-21		2021-22		2022-23	
	No.	%	No.	%	No.	%	No.	%
Q21. Do you feel that you have enough information about the school?								
yes	51	91	45	96	60	95	43	81
no	5	9	2	4	3	5	10	19
Q22. Do you know who to contact should you wish to discuss child's problems/progress?								
yes	53	93	47	98	63	100	47	90
no	4	7	1	2			5	10
Q23. Do you regularly attend parents' evenings/progress report or review days to discuss your child's progress with the teachers?								
yes	47	84	45	96	56	92	46	88
no	9	16	2	4	5	8	6	12
Q24. Do you feel your child is well cared for at school?								
yes	55	96	45	98	59	97	49	94
no	2	4	1	2	2	3	3	6
Q25. Would you recommend the school to your friends?								
yes	43	77	42	88	52	85	40	82
no	13	23	6	13	9	15	9	18
Q26. Do you find the reports provided by the school on your child's progress useful?								
yes	48	84	41	87	58	94	44	85
no	2	4	1	2	1	2	3	6
we have not yet received a report	7	12	5	11	3	5	5	10
Q27. What sort of progress do you feel your child is making?								
I am satisfied in most subjects	25	50	31	74	42	72	27	56
I am satisfied in some subjects	15	30	9	21	10	17	16	33
I am satisfied in only a few subjects	6	12			3	5	3	6
not satisfied with my child's progress	4	8	2	5	3	5	2	4
Q28. Do you think discipline in the school is:								
too strict	2	4	2	4			1	2
about right	41	75	39	83	49	82	38	73
not strict enough	4	7	2	4	5	8	6	12
don't know	8	15	4	9	6	10	7	13
Q29. My child enjoys and is happy at school:								
always	15	27	12	26	15	25	10	20
mostly	27	48	23	49	33	55	26	52
sometimes	10	18	11	23	8	13	11	22
rarely	1	2	1	2	3	5	2	4
never	3	5			1	2	1	2
Q30. Do you feel that you are treated like a partner in your child's education?								
always	38	67	34	72	40	69	28	56
mostly	13	23	11	23	11	19	15	30
sometimes	6	11	2	4	4	7	7	14
rarely					2	3		
never					1	2		

## Nightingale Community Academy

**Table 3a - Summary of Figures Used in the Report Section**

<b>At Nightingale</b>	<b>Compared to:</b>		
<b>This year:</b>	Keele parent database	2021-22 survey at this school	
<b>The School Standards</b>			
66 %	of parents agree that the school is achieving high educational standards	81 %	84 %
82 %	say that they would recommend the school to friends	93 %	85 %
81 %	think that the school has high quality leadership	86 %	89 %
79 %	agree the school maintains high standards of behaviour among the pupils	81 %	88 %
87 %	think that the school rules are fair and reasonable	87 %	94 %
83 %	agree that the school recognises and rewards good work or behaviour	86 %	94 %
30 %	think that pupils disrupting lessons in school is a <b>particular</b> problem	26 %	38 %
<b>The School Environment and Provision</b>			
89 %	of parents agree that the school is a safe and secure environment	94 %	88 %
69 %	think that the school deals firmly with bullying	59 %	78 %
78 %	agree that healthy food and drink are made available in school	67 %	84 %
79 %	agree that there is ample opportunity to take part in sport at the school	77 %	92 %
36 %	think that the school provides good out of hours services for pupils	75 %	63 %
83 %	think that the school is well furnished and resourced	80 %	89 %
83 %	agree the school is well equipped with electronic equipment and software	72 %	88 %
79 %	agree that the school has sufficient books and equipment to enable good teaching and learning	76 %	89 %
<b>Parental Involvement</b>			
81 %	of parents feel that they have enough information about the school	85 %	95 %
85 %	say that they find the reports provided by the school on their child's progress useful	81 %	94 %
88 %	say that they regularly attend parents' evenings/progress report or review days to discuss their child's progress with the teachers	97 %	92 %
86 %	think that they are treated like a partner in their child's education all or most of the time	84 %	88 %
<b>Teaching and Learning</b>			
81 %	agree that standards of teaching in the school are high in most cases	86 %	94 %
76 %	think that the teachers keep good control in the classroom	71 %	83 %
85 %	agree that the teachers praise and encourage the pupils	85 %	97 %
85 %	agree that teachers expect the pupils to work hard	93 %	97 %
94 %	feel that their child is well cared for at school	96 %	97 %
73 %	think that discipline in the school is about right	78 %	82 %
79 %	agree that most teachers are respected by the pupils	86 %	87 %
<b>The Child's School Experience</b>			
72 %	of parents think that their child enjoys and is happy at school all or most of the time	88 %	80 %
56 %	are satisfied with their child's progress in most subjects	73 %	90 %
85 %	think that the education that the school is giving their child is helping him/her to prepare for his/her future life	88 %	95 %
90 %	say that they know who to contact should they wish to discuss their child's problems/progress	94 %	100 %



## Nightingale Community Academy

**Table 3b - Summary of Differences between Figures in Table 3a**

<b>At Nightingale</b>	<b>Difference from:</b>	
<b>This year:</b>	Keele parent database	2021-22 survey at this school
<b>The School Standards</b>		
66 % of parents agree that the school is achieving high educational standards	-15 %	-18 %
82 % say that they would recommend the school to friends	-11 %	-4 %
81 % think that the school has high quality leadership	-4 %	-8 %
79 % agree the school maintains high standards of behaviour among the pupils	-2 %	-8 %
87 % think that the school rules are fair and reasonable	0 %	-7 %
83 % agree that the school recognises and rewards good work or behaviour	-3 %	-11 %
30 % think that pupils disrupting lessons in school is a <b>particular</b> problem	4 %	-8 %
<b>The School Environment and Provision</b>		
89 % of parents agree that the school is a safe and secure environment	-5 %	1 %
69 % think that the school deals firmly with bullying	10 %	-9 %
78 % agree that healthy food and drink are made available in school	12 %	-6 %
79 % agree that there is ample opportunity to take part in sport at the school	3 %	-13 %
36 % think that the school provides good out of hours services for pupils	-39 %	-27 %
83 % think that the school is well furnished and resourced	3 %	-6 %
83 % agree the school is well equipped with electronic equipment and software	11 %	-5 %
79 % agree that the school has sufficient books and equipment to enable good teaching and learning	3 %	-10 %
<b>Parental Involvement</b>		
81 % of parents feel that they have enough information about the school	-4 %	-14 %
85 % say that they find the reports provided by the school on their child's progress useful	3 %	-9 %
88 % say that they regularly attend parents' evenings/progress report or review days to discuss their child's progress with the teachers	-9 %	-3 %
86 % think that they are treated like a partner in their child's education all or most of the time	2 %	-2 %
<b>Teaching and Learning</b>		
81 % agree that standards of teaching in the school are high in most cases	-5 %	-13 %
76 % think that the teachers keep good control in the classroom	5 %	-7 %
85 % agree that the teachers praise and encourage the pupils	0 %	-12 %
85 % agree that teachers expect the pupils to work hard	-8 %	-12 %
94 % feel that their child is well cared for at school	-2 %	-2 %
73 % think that discipline in the school is about right	-5 %	-9 %
79 % agree that most teachers are respected by the pupils	-7 %	-8 %
<b>The Child's School Experience</b>		
72 % of parents think that their child enjoys and is happy at school all or most of the time	-16 %	-8 %
56 % are satisfied with their child's progress in most subjects	-17 %	-33 %
85 % think that the education that the school is giving their child is helping him/her to prepare for his/her future life	-3 %	-11 %
90 % say that they know who to contact should they wish to discuss their child's problems/progress	-3 %	-10 %

**Parent Comments**  
**Nightingale Community Academy**

**Year 3**

001 The school is the best

**Year 5**

002 Love the school!

**Year 6**

003 The teachers are amazing with *(named child)*, they helped him loads. *(Named child)*'s reading has come on so well, so thank you so much.

**Year 8**

004 I would like more after school clubs. Improvements on the school meals – finding out what the kids like. Having a year 8 and 9 residential.

**Year 10**

005 After-school activities need to be applied. Holiday playschool needs to be available.

006 As parents and teachers, it is possible to forget children have additional needs especially when they are having a difficult and/or challenging day. It would be helpful to remind ourselves.

**Year 11**

007 *(Named child)* has always struggled in school. He is now making the best progress he has ever made.

008 Always keeping in touch making sure *(named child)* has all he needs to develop further.

009 *(Named child)* is interested in cadets.

**Year 12**

010 *(Named child)*'s teacher in construction, Mr Murray has always kept me updated with *(named child)* and has been the most helpful to us since *(named child)* has had him. Some of the questions on the questionnaire are not made for teenagers.

*Please note that amendments may have been made to this transcript of comments in order to maintain confidentiality.*

## **Education Survey & Research Service**

**Survey service founded in 1989/90 by Tim Brighouse  
Head of EdSRS: Dr Helen Addams**

**For further information:**

**Telephone:           +44 (0)1782 628948  
E-mail:               office@edsrs.org.uk**

**Website:             [www.edsrs.org.uk](http://www.edsrs.org.uk)**