



## **Keele Attitudinal Surveys**

### **Parent Survey Report**

**NIGHTINGALE COMMUNITY ACADEMY**

**2020-21**

Other than for use within the school community, and/or for display on a restricted website, no part of this publication (other than the Executive Summary) may be reproduced, or transmitted in any form or by any means, electronic, mechanical, photocopying or otherwise, without permission from EdSRS.

Phone: 01782 628948  
Email: [office@edsrs.org.uk](mailto:office@edsrs.org.uk)

# Education Survey & Research Service

## Parent Survey

### Nightingale Community Academy

#### Contents

Section		Page
	<b>Executive Summary</b>	
<b>1</b>	<b>Background to the Survey</b>	<b>1</b>
<b>2</b>	<b>Methodology</b>	<b>2</b>
<b>3</b>	<b>Main Findings of the Survey</b>	<b>3</b>
3.1	The School Standards	3
3.2	The School Environment and Provision	3
3.3	Parental Involvement	4
3.4	Teaching and Learning	4
3.5	The Child's School Experience	4
<b>4</b>	<b>School Self-Evaluation</b>	<b>5</b>
<b>5</b>	<b>Some Implications of the Survey</b>	<b>8</b>
<b>Appendix 1</b>	<b>Analysis of Responses to Each Question</b>	
	Table 1: Parent Responses to Each Question - Listed by School Year	
<b>Appendix 2</b>	<b>Analysis of Responses in Diagrammatic Form</b>	
	Figures 1-30 P & S: School and Database Responses to Each Question	
	Figures 31P, 31S, 31: Analyses of Responses by Category	
<b>Appendix 3</b>	<b>Summary of Survey Findings</b>	
	Table 2: Summary of Responses - Listed with a Summary of Previous Keele Parent Surveys (where available)	
	Table 3: Summary of Figures used in Report Section	
<b>Appendix 4</b>	<b>Transcript of Parent Comments</b>	

# Education Survey & Research Service

Parent Survey 2020-21

## Nightingale Community Academy

### Executive Summary

#### School Standards

- At Nightingale, 90% of parents (from Years 2 to 13) think that the school has high quality leadership
- 82% agree that the school is achieving high educational standards
- 88% say that they would recommend the school to friends
- 80% agree that the school maintains high standards of behaviour among the pupils
- 92% think that the school rules are fair and reasonable.

#### The School Environment and Provision

- 92% of parents agree that the school is a safe and secure environment for pupils
- 78% think that the school deals firmly with bullying
- 92% of parents think that the school is seen as well furnished and resourced
- 90% agree that there is ample opportunity to take part in sport at Nightingale
- 75% think that the school provides good out of hours services for pupils.

#### Parental Involvement

- 96% of parents feel that they have enough information about the school
- 87% say that they find school reports on their child's progress useful
- 96% of parents say that they regularly attend parents' evenings/progress report or review days to discuss their child's progress with the teachers
- 96% feel that they are treated like a partner in their child's education.

#### Teaching and Learning

- 86% of parents agree that standards of teaching in the school are high
- 94% agree that the teachers praise and encourage the pupils
- 94% agree that teachers expect the pupils to work hard
- 83% think that discipline in the school is about right
- 84% think that the teachers keep good control in the classroom.

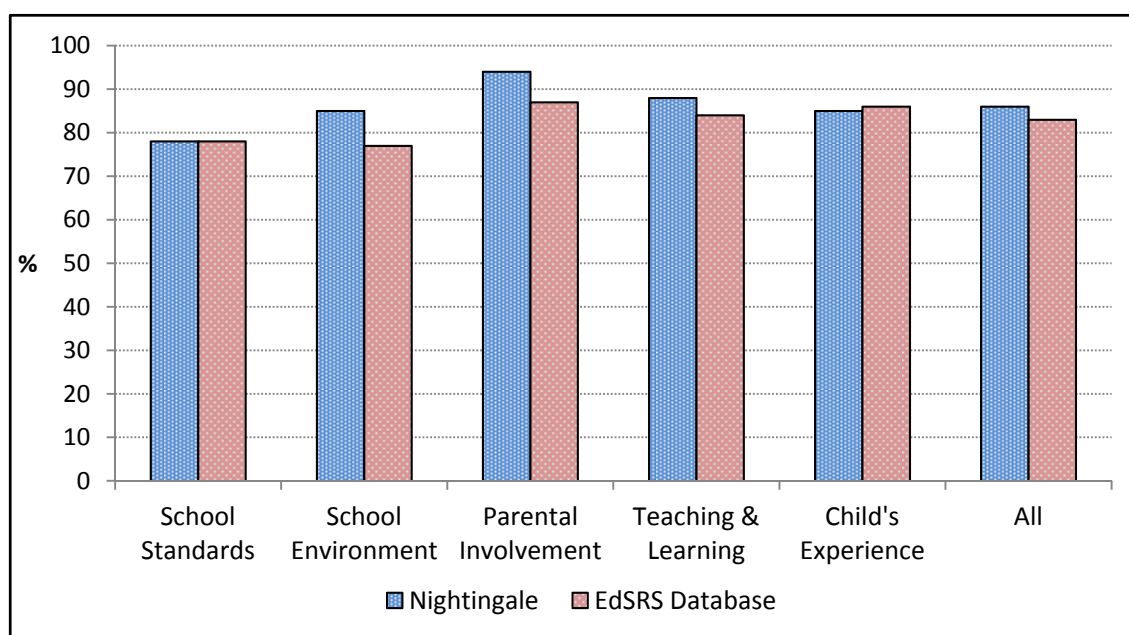
#### The Child's School Experience

- 74% think that their child enjoys and is happy at school all or most of the time
- 74% of parents are generally satisfied with their child's progress
- 98% say that they know who to contact should they wish to discuss their child's problems/progress
- 92% think that the education the school is giving their child is helping him/her to prepare for his/her future life.

## Comparative Data

In the Parent Survey report, the school's figure for each question is compared to the average percentage of responses received to the relevant question from Keele EdSRS parent surveys conducted nationally. Additional information for the report is obtained by analysing groups of questions together in order to identify attitudinal differences in respect of the above five areas: school standards, the school environment, parental involvement, teaching and learning, and the child's school experience. This technique allows for a broad-brush approach to interpreting the data, which facilitates comparison between schools.

The following chart summarises Nightingale's overall figure from each of the five categories, together with the EdSRS national database average (based on responses from three thousand primary and eight thousand secondary school parents/carers):



The Parent Survey also provides comparisons with previous Keele EdSRS Parent Surveys carried out at Nightingale. The following summary table compares the five category figures from this year's survey at Nightingale with those from the last survey undertaken at the school:

NIGHTINGALE	2019-20	2020-21
School Standards	77%	78%
School Environment	81%	85%
Parental Involvement	87%	94%
Teaching and Learning	89%	88%
Child's School Experience	76%	85%

# Education Survey & Research Service

## Parent Survey

### Nightingale Community Academy

2020-21

## 1 Background to the Survey

Founded in 1989 by Tim Brighouse, the Keele survey service has an established reputation for the support it gives to schools with a range of attitudinal surveys. These independent surveys give pupils, parents,<sup>1</sup> teachers, support staff and governors a platform to voice their opinions, and provide a means of measuring stakeholder satisfaction with education in schools.

Evidence from school effectiveness research indicates that parental involvement is a key ingredient in children's education. The extent to which parents can reinforce educational values and actively support the teachers' task is crucial for their own children. Seeking the views of parents, along with those of other 'stakeholders' of the school, is also of vital importance for informing the school's self-evaluation process and leading to improved school performance.<sup>2</sup> This survey, therefore, focuses on parents' attitudes to their children's school experiences. It seeks their perceptions of a broad cross-section of school life. It examines the way in which parent attitude varies according to the school year of the child in the following broad areas:

- the school and its standards
- the school environment and provision
- the extent of parental involvement
- the effectiveness of teaching and learning, and
- the quality of the child's experience in the school.

The survey also presents the findings in an additional section relating them to the following categories used in Ofsted's evaluation schedule<sup>3</sup>:

- outcomes for pupils
- the quality of teaching, learning and assessment
- personal development, behaviour and welfare, and
- the effectiveness of leadership and management.

---

<sup>1</sup> Please note that, throughout this report, 'parents' refers to mothers, fathers and/or carers.

<sup>2</sup> Ofsted (2005). Parents' satisfaction with schools.

<sup>3</sup> Ofsted (2018). School inspection handbook.

## 2 Methodology

The questionnaire is usually administered either in paper format or online to a random sample of parents of pupils in each year group in the school (but can be administered to all parents). Schools participating in the Keele survey are not randomly selected, but are, for the most part, maintained secondary schools from a wide range of social and geographical locations in rural, suburban, urban and inner city situations. In the case of Nightingale Community Academy, 49 questionnaires were completed which could be analysed by the school year of the child.

Each question in the questionnaire is analysed individually (Appendix 1, Table 1) showing the range of response, and tabulating the responses in respect of the age group of the child in the school.

A particular feature of Keele attitudinal surveys is that they facilitate a comparison with schools nationally. Keele datasets include responses of more than fifty thousand parents. These datasets are reviewed annually in order to provide up-to-date comparative figures which allow schools to monitor their own outcomes year on year and to compare their outcomes with those of other schools nationally. Keele database averages used in parent reports include responses from three thousand primary and eight thousand secondary school parents surveyed between 2017 and 2020.

Figures 1 to 31 in Appendix 2 provide the school with comparative data in diagrammatic form. Figures 1 to 30 present the school's data for each question together with Keele database averages (in both primary and secondary phases). This enables the school to see how responses to each question compare between different year groups. Additional information is obtained by analysing groups of questions together. From this information, categories are constructed (Figures 31: Primary, Secondary and All Parents) to identify attitudinal differences in respect of the five areas identified above. This technique allows for a broad-brush approach to interpreting the data, which facilitates comparison between schools.<sup>4</sup>

In Appendix 3, there are three summary tables. Table 2 provides comparisons where available with (up to three) previous Keele parent surveys carried out at the school. Table 3a is a summary of figures used in the report section, providing comparisons with database averages<sup>5</sup>, and, where available, with figures from the previous Keele pupil survey carried out at the school. Table 3b provides a summary of the percentage differences between the sets of figures in Table 3a.

In Appendix 4, schools are provided with a transcript of parents' comments taken from the questionnaires. This qualitative data is offered in support to the statistical data given by the questionnaire analysis. (Note: comments may have been amended in this transcript in order to maintain confidentiality.)

---

<sup>4</sup> Caveat: direct comparison in some areas is not appropriate at Nightingale Community Academy.

<sup>5</sup> Combined primary and secondary phase averages have been used throughout this report.

### 3 Main Findings of the Survey at Nightingale

*(Analysis is included in Appendix 1, Table 1)*

*Figures in brackets following the school figure indicate the average percentage of responses to the relevant question from the Keele parent database. The first figure is, therefore, your school and the one in brackets the database average.*

#### 3.1 The School Standards

At Nightingale Community Academy, 82% (80%) of parents responding to this year's Keele survey agree that the school is achieving high educational standards, and 88% (93%) say that they would recommend the school to friends. 90% (84%) of respondents think that the school has high quality leadership, and 80% (79%) agree that the school maintains high standards of behaviour among the pupils. The school rules are seen as fair and reasonable by 92% (87%), and 92% (86%) agree that the school recognises and rewards good work or behaviour. Only 32% (27%) think that pupils disrupting lessons in school is a **particular** problem.

#### 3.2 The School Environment and Provision

At Nightingale, 92% (94%) of parents responding to the survey agree that the school is a safe and secure environment for pupils. 78% (58%) think that the school deals firmly with bullying.

88% (71%) of respondents agree that healthy food and drink are made available in school. 90% (80%) agree that there is ample opportunity to take part in sport at Nightingale. 75% (77%) think that the school provides good out of hours services for pupils (e.g. clubs, activities, and extra-curricular learning opportunities).

The school is seen as well furnished and resourced by 92% (81%) of parents, and 82% (75%) believe it to be well equipped with computers and computer software. 86% (76%) agree that the school has sufficient books and equipment to enable good teaching and learning.



### **3.3 Parental Involvement**

At Nightingale, 96% (86%) of parents responding to the survey feel that they have enough information about the school. 87% (82%) say that they find the reports provided by the school on their child's progress useful.

At Nightingale, 96% (98%) of parents say that they regularly attend parents' evenings/progress report or review days to discuss their child's progress with the teachers. When discussing their child's work and progress with teachers, 96% (84%) of respondents feel that they are treated like a partner in their child's education all or most of the time.

### **3.4 Teaching and Learning**

At Nightingale, 86% (85%) of parents responding to the survey agree that standards of teaching in the school are high in most cases. 84% (68%) think that the teachers keep good control in the classroom. 94% (85%) agree that the teachers praise and encourage the pupils, and 94% (93%) agree that teachers expect the pupils to work hard.

At Nightingale, 98% (96%) of respondents feel that their child is well cared for at school. 83% (77%) think that discipline in the school is about right. 78% (86%) agree that most teachers are respected by the pupils.

### **3.5 The Child's School Experience**

74% (88%) of parents at Nightingale think that their child enjoys and is happy at school all or most of the time. 74% (75%) of parents are generally satisfied with their child's progress.

The majority of respondents, 92% (87%), think that the education that the school is giving their child is helping him/her to prepare for his/her future life. 98% (94%) of parents say that they know who to contact should they wish to discuss their child's problems/progress.

## 4 School Self-Evaluation

School self-evaluation is a crucial part of schools' on-going cycle of review and improvement planning and is acknowledged as such by Ofsted.<sup>6</sup> To assist with a self-evaluation summary, the following sections present Keele survey findings in the four key areas used in Ofsted's judgment of the overall effectiveness and quality of education provided in a school.<sup>7</sup>

### 4.1 Outcomes for Pupils

Ofsted inspectors take account of the progress of pupils in all year groups, and evaluate pupils' academic and vocational achievement across the curriculum. Evidence gathered by inspectors should include the views of parents, pupils and staff. The following findings from the Keele Parent Survey are related to parents' views about their children's progress and achievements at Nightingale.

At Nightingale, the majority of respondents, 74% (75%), are generally satisfied with their child's progress, and 74% (88%) think that their child enjoys and is happy at school all or most of the time. 92% (87%) of parents think that the education that the school is giving their child is helping him/her to prepare for his/her future life. 75% (77%) think that the school also provides good out of hours services for pupils (e.g. clubs, activities, and extra-curricular learning opportunities).

### 4.2 Quality of Teaching, Learning and Assessment

Ofsted inspectors supplement direct observation with a range of other evidence, including the views of pupils, parents and staff, to enable them to evaluate the effectiveness of teaching, learning and assessment in schools. The following findings from the Keele Parent Survey are related to parents' views about the quality of teaching at Nightingale Community Academy.

At Nightingale, 86% (85%) of parents agree that standards of teaching in the school are high in most cases. 94% (93%) agree that teachers expect the pupils to work hard, and 94% (85%) agree that the teachers praise and encourage the pupils. 84% (68%) think that the teachers keep good control in the classroom, and 78% (86%) agree that most teachers are respected by the pupils.

86% (76%) of parents agree that the school has sufficient books and equipment to enable good teaching and learning. 82% (75%) believe it to be well equipped with computers and computer software.

---

<sup>6</sup> See, for example, the Ofsted Briefing '*Preparing a school self-evaluation summary*', April 2014.

<sup>7</sup> Ofsted's School inspection handbook, September 2018.

### 4.3 Personal Development, Behaviour and Welfare

The following findings from the Keele Parent Survey are related to parents' views about the behaviour and safety of pupils at Nightingale.

At Nightingale, 80% (79%) of parents responding to the survey agree that the school maintains high standards of behaviour among the pupils. 83% (77%) think that discipline in the school is about right, and the school rules are seen as fair and reasonable by 92% (87%). 92% (86%) of parents agree that the school recognises and rewards good work or behaviour. Only 32% (27%) think that pupils disrupting lessons in school is a **particular** problem.

At Nightingale, 98% (96%) of respondents feel that their child is well cared for at school. 92% (94%) agree that the school is a safe and secure environment for pupils. 78% (58%) think that the school deals firmly with bullying.

### 4.4 Effectiveness of Leadership and Management

As detailed in Ofsted's (2018) 'School inspection handbook',<sup>8</sup> inspectors focus on the effectiveness of leadership and management at all levels and consider important aspects such as:

- the leaders' and governors' vision and ambition for the school and how these are communicated to staff, parents and pupils
- the rigour and accuracy of self-evaluation and how well it leads to planning that secures continual improvement
- how well leaders ensure that the school has a motivated, respected and effective teaching staff to deliver a high quality education for all pupils ...
- how well leaders and governors engage with parents, carers and other stakeholders and agencies to support all pupils.

According to Ofsted, for the effectiveness of leadership and management to be judged outstanding:

'Leaders and governors have a deep, accurate understanding of the school's effectiveness informed by the views of pupils, parents and staff. They use this to keep the school

---

<sup>8</sup> Reference to the 'School inspection handbook: Handbook for inspecting schools in England under section 5 of the Education Act 2005, September 2018' has been made throughout Section 4 when detailing the key areas used in Ofsted's judgment of the quality of education provided in a school.

improving by focusing on the impact of their actions in key areas.<sup>9</sup>

The findings from the range of Keele attitudinal surveys therefore produce valuable evidence in the above areas. For example, the Keele teacher and support staff surveys ask for their views on: the quality of schooling, the school's leadership team, the support they receive, and relationships between staff and pupils.

The Keele pupil and parent surveys monitor and evaluate the satisfaction of pupils and their parents, and the findings can also form part of robust self-evaluation.

The following findings from the Keele Parent Survey are related to parents' views about the quality of leadership in, and management of, Nightingale.

At Nightingale, 90% (84%) of parents responding to the Keele survey think that the school has high quality leadership. 82% (80%) agree that the school is achieving high educational standards, and 88% (93%) say that they would recommend the school to friends. 87% (82%) say that they find the reports provided by the school on their child's progress useful.

With respect to the engagement of parents, the survey findings show that, at Nightingale, 96% (84%) of respondents feel that they are treated like a partner in their child's education all or most of the time. 96% (98%) say that they regularly attend parents' evenings/progress report or review days to discuss their child's progress with the teachers. 96% (86%) of parents feel that they have enough information about the school, and 98% (94%) of parents say that they know who to contact should they wish to discuss their child's problems/progress.

---

<sup>9</sup>Ofsted (2018) School inspection handbook: Handbook for inspecting schools in England under section 5 of the Education Act 2005, page 47.

## 5 Some Implications of the Survey

Guidance to schools, from sources such as the Department for Education and Ofsted, promotes the view that on-going consultation with the whole school community is an essential feature of effective school self-evaluation and a crucial source of information to inform planning for future school development. In this context, 'successful' schools make every effort to communicate with parents about their school improvement priorities and regularly inform them of the success or otherwise of the school's efforts to address these. According to Ofsted:

Inspectors also have a statutory duty to have regard to the views of parents. ... Inspectors will also take into account any other evidence from parents, including the results of any past surveys the school has carried out or commissioned.<sup>10</sup>

The Keele research findings, based on analysis of all parent surveys, suggest that, when consulted, most parents are supportive of the school their child attends and express a high degree of satisfaction with work the school is doing overall. This continues to be the case at Nightingale Community Academy.

Education Survey & Research Service  
Keele  
2020

---

<sup>10</sup> Ofsted's school inspection handbook (September 2018), pages 23-24.

## **APPENDICES**

# Nightingale Community Academy

## Table 1 Parent Survey Responses

	School Year of Child																	
	Yrs 2-4		Yrs 5-6		Year 7		Year 8		Year 9		Year 10		Year 11		Yrs 12-13		All *	
	No.	%	No.	%	No.	%	No.	%	No.	%	No.	%	No.	%	No.	%	No.	%
All	7	100	3	100	5	100	7	100	4	100	6	100	11	100	6	100	51	100
Q1. The school is a safe and secure environment for the children																		
strongly agree	5	71	2	67	2	40	4	57	1	25	3	50	2	18	2	33	22	43
agree	2	29	1	33	2	40	2	29	2	50	3	50	9	82	3	50	25	49
not sure					1	20	1	14	1	25							3	6
disagree																		
strongly disagree														1	17	1	2	
Q2. The school has high quality leadership																		
strongly agree	6	86	2	67	2	40	4	57	1	25	3	50	4	36	3	50	26	51
agree	1	14	1	33	2	40	2	29	3	75	2	33	6	55	2	33	20	39
not sure					1	20					1	17	1	9	1	17	4	8
disagree							1	14									1	2
strongly disagree																		
Q3. Standards of teaching in the school are high in most cases																		
strongly agree	6	86	2	67	1	20	3	43	2	50	2	33	5	45	4	67	26	51
agree	1	14			3	60	2	29	2	50	2	33	6	55	1	17	18	35
not sure			1	33	1	20	2	29			2	33					6	12
disagree															1	17	1	2
strongly disagree																		
Q4. The school is generally well furnished and resourced																		
strongly agree	3	43	1	33	2	40	3	43	2	50	2	33	4	36	3	60	22	44
agree	3	43	2	67	3	60	3	43	2	50	3	50	6	55	2	40	24	48
not sure	1	14											1	9			2	4
disagree							1	14			1	17					2	4
strongly disagree																		
Q5. The school has sufficient books and equipment to enable good teaching and learning																		
strongly agree	3	43	1	33	1	20	3	43	2	50	2	33	4	36	3	50	20	39
agree	3	43	1	33	3	60	2	29	2	50	3	50	7	64	2	33	24	47
not sure	1	14	1	33	1	20	1	14			1	17			1	17	6	12
disagree							1	14									1	2
strongly disagree																		
Q6. The school is well equipped with computers and computer software																		
strongly agree	2	29	1	33	1	20	3	43	2	50	2	33	4	36	4	67	21	41
agree	3	43	1	33	3	60	1	14	2	50	3	50	7	64	1	17	21	41
not sure	2	29	1	33	1	20	2	29			1	17			1	17	8	16
disagree							1	14									1	2
strongly disagree																		

\* includes responses from two parents who did not specify school year of child

**Table 1 (cont.)**  
**Parent Survey Responses**

	School Year of Child																		
	Yrs 2-4		Yrs 5-6		Year 7		Year 8		Year 9		Year 10		Year 11		Yrs 12-13		All		
	No.	%	No.	%	No.	%	No.	%	No.	%	No.	%	No.	%	No.	%	No.	%	
Q7. The school is achieving high educational standards																			
strongly agree	5	71	2	67	3	60	3	43	2	50	2	33	3	27	3	50	24	47	
agree					2	40	2	29	2	50	3	50	7	64	1	17	18	35	
not sure	2	29	1	33			1	14			1	17	1	9	1	17	7	14	
disagree							1	14									1	2	
strongly disagree															1	17	1	2	
Q8. School rules are fair and reasonable																			
strongly agree	5	71	2	67	3	60	3	43	1	25	2	33	5	45	4	67	25	49	
agree	2	29			2	40	2	29	2	50	4	67	6	55	2	33	22	43	
not sure			1	33			1	14									2	4	
disagree							1	14	1	25							2	4	
strongly disagree																			
Q9. The school deals firmly with bullying																			
strongly agree	5	71	1	33	1	20	2	33	1	25	2	33	4	36	3	50	20	40	
agree	1	14	1	33	2	40	1	17	2	50	3	50	6	55	2	33	19	38	
not sure	1	14	1	33	1	20	3	50			1	17	1	9	1	17	9	18	
disagree																			
strongly disagree					1	20			1	25							2	4	
Q10. The school maintains high standards of behaviour among pupils																			
strongly agree	5	71	2	67	2	40	3	43	1	25	1	17	5	45	3	50	23	46	
agree	1	14			1	20	2	29	2	50	4	67	5	45	2	33	17	34	
not sure	1	14	1	33	2	40	1	14					1	9			6	12	
disagree							1	14	1	25	1	17			1	17	4	8	
strongly disagree																			
Q11. The teachers expect the pupils to work hard																			
strongly agree	5	71	2	67	3	60	3	43	1	25	2	33	7	70	4	67	28	56	
agree	2	29	1	33	1	20	3	43	2	50	4	67	3	30	2	33	19	38	
not sure					1	20	1	14	1	25							3	6	
disagree																			
strongly disagree																			
Q12. The teachers praise and encourage the pupils																			
strongly agree	6	86	2	67	4	80	5	71	1	25	2	33	5	50	3	50	30	60	
agree	1	14	1	33			2	29	2	50	3	50	5	50	3	50	17	34	
not sure					1	20			1	25	1	17					3	6	
disagree																			
strongly disagree																			
Q13. The teachers keep good control in the classroom																			
strongly agree	5	71	2	67	2	40	3	43	1	25	3	50	5	45	4	67	26	51	
agree	1	14	1	33	2	40	3	43	2	50	1	17	5	45	1	17	17	33	
not sure	1	14			1	20					2	33	1	9	1	17	6	12	
disagree							1	14	1	25							2	4	
strongly disagree																			



**Table 1 (cont.)  
Parent Survey Responses**

	School Year of Child																	
	Yrs 2-4		Yrs 5-6		Year 7		Year 8		Year 9		Year 10		Year 11		Yrs 12-13		All	
	No.	%	No.	%	No.	%	No.	%	No.	%	No.	%	No.	%	No.	%	No.	%
Q14. Pupils disrupting lessons in school is a <b>particular</b> problem																		
strongly agree											1	25	1	14			3	8
agree			1	33	1	25	1	33			1	25	4	57			9	24
not sure	4	57	2	67	3	75	1	33			1	25	2	29	3	60	16	43
disagree	3	43					1	33	2	100	1	25			2	40	9	24
strongly disagree																		
Q15. The school recognises and rewards good work or behaviour																		
strongly agree	5	71	2	67	4	80	3	43	1	25	2	33	6	60	3	60	27	55
agree	2	29	1	33			4	57	2	50	3	50	4	40	1	20	18	37
not sure					1	20			1	25	1	17			1	20	4	8
disagree																		
strongly disagree																		
Q16. Most teachers are respected by pupils																		
strongly agree	5	71	1	33	2	40	3	43	1	25	1	17	3	30	2	33	19	38
agree	1	14	1	33	1	20	3	43	2	50	3	50	5	50	3	50	20	40
not sure	1	14	1	33	1	20	1	14	1	25	2	33	2	20	1	17	10	20
disagree					1	20											1	2
strongly disagree																		
Q17. The education that the school is giving my child is helping him/her to prepare for his/her future life																		
strongly agree	5	71	2	67	3	60	3	43	1	25	3	50	7	64	3	50	27	54
agree	2	29	1	33	2	40	2	29	3	75	3	50	3	27	2	33	19	38
not sure							1	14					1	9	1	17	3	6
disagree							1	14									1	2
strongly disagree																		
Q18. Healthy food and drink are made available in school																		
strongly agree	6	86	1	33	4	80	4	57	1	25	3	50	4	36	3	50	27	53
agree	1	14	2	67			3	43	2	50	2	33	5	45	2	33	18	35
not sure					1	20					1	17	2	18			4	8
disagree									1	25					1	17	2	4
strongly disagree																		
Q19. There is ample opportunity to take part in sport																		
strongly agree	5	71	2	67	4	80	4	57	1	25	3	50	6	55	2	33	28	55
agree	2	29					2	29	3	75	3	50	4	36	3	50	18	35
not sure			1	33	1	20	1	14							1	17	4	8
disagree												1	9			1	2	
strongly disagree																		
Q20. The school provides good out of hours services for pupils																		
strongly agree			2	67	3	60	4	57	2	50	2	33	2	18	2	33	18	35
agree	2	29	1	33	1	20	1	14	1	25	4	67	7	64	2	33	20	39
not sure	5	71			1	20							1	9	1	17	8	16
disagree							1	14	1	25			1	9	1	17	4	8
strongly disagree							1	14									1	2

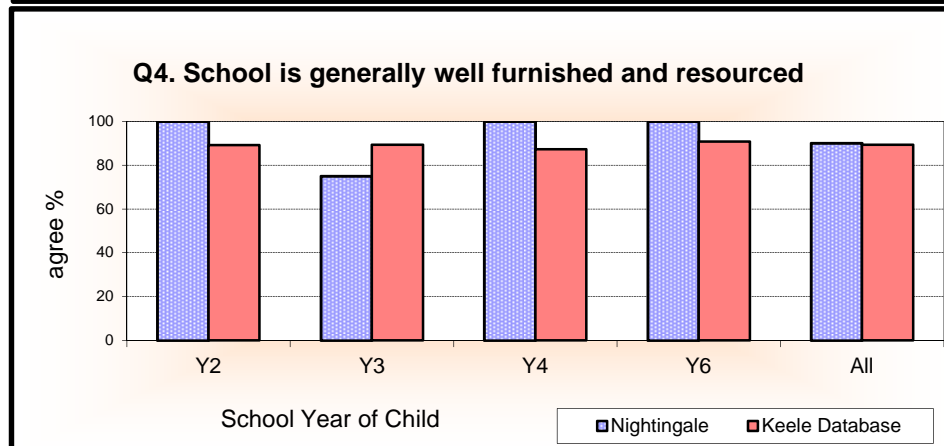
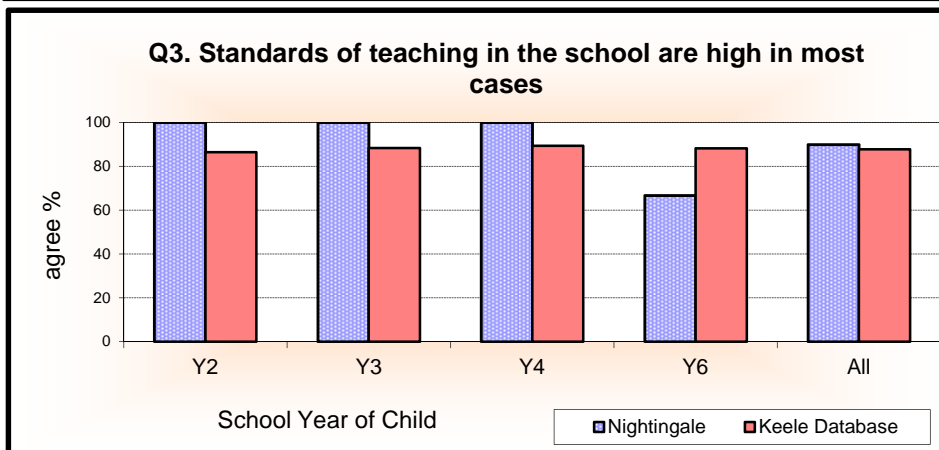
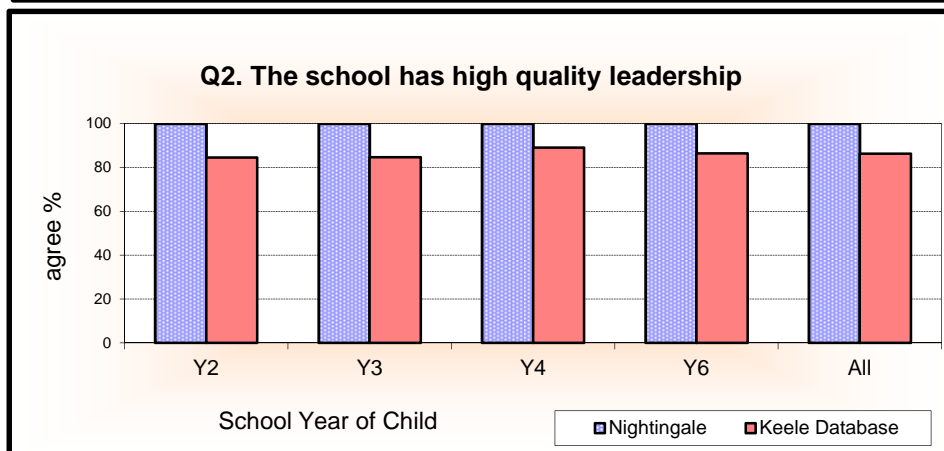
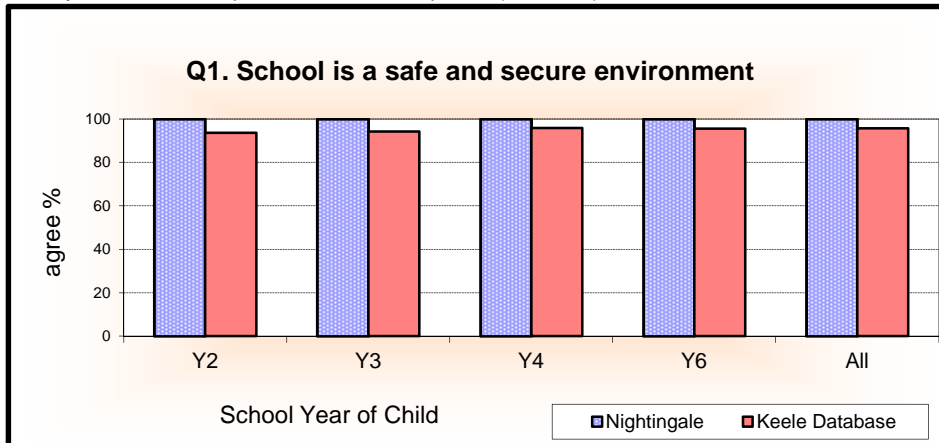
**Table 1 (cont.)  
Parent Survey Responses**

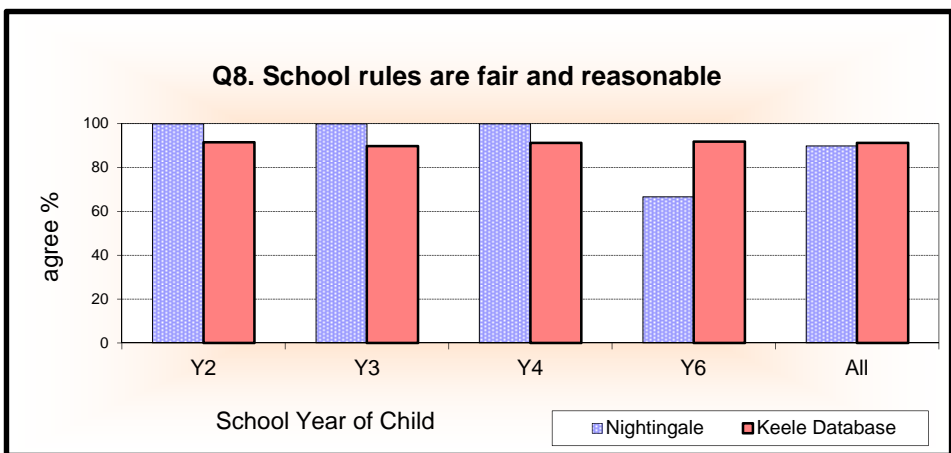
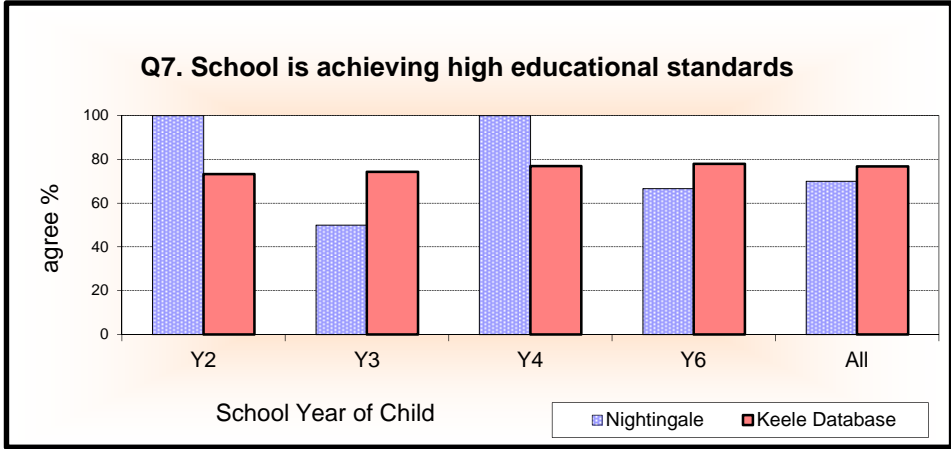
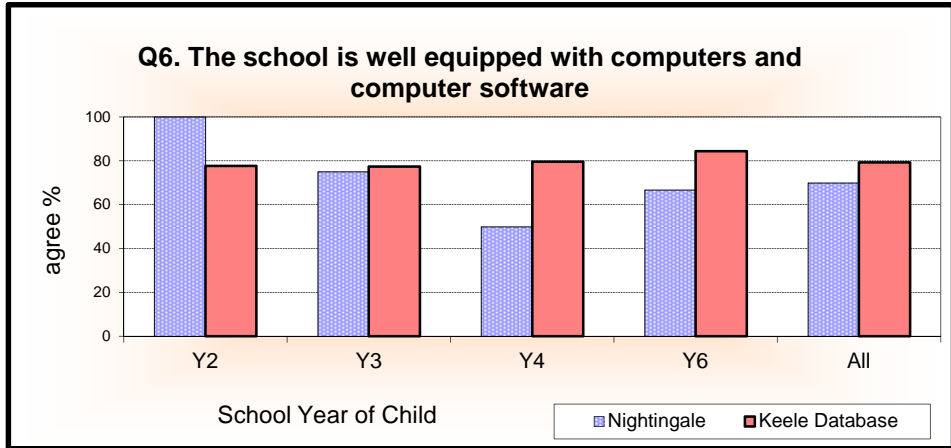
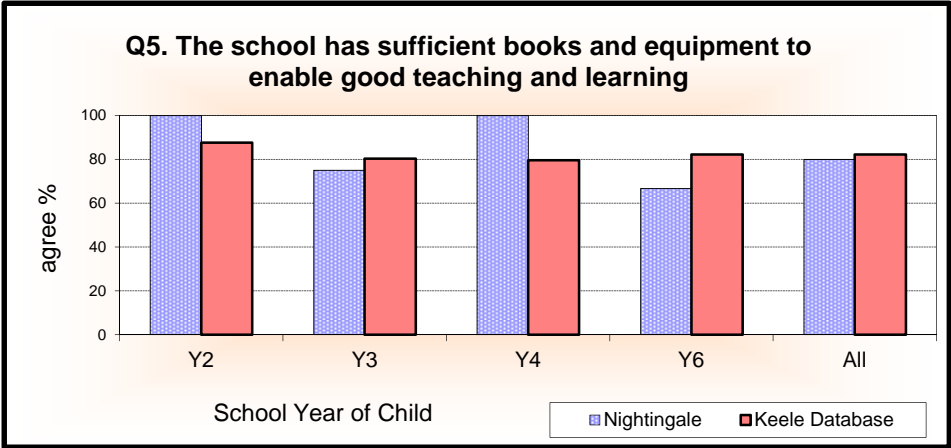
	School Year of Child																	
	Yrs 2-4		Yrs 5-6		Year 7		Year 8		Year 9		Year 10		Year 11		Yrs 12-13		All	
	No.	%	No.	%	No.	%	No.	%	No.	%	No.	%	No.	%	No.	%	No.	%
Q21. Do you feel that you have enough information about the school?																		
yes	5	100	3	100	5	100	5	83	4	100	5	100	11	100	5	83	45	96
no							1	17							1	17	2	4
Q22. Do you know who to contact should you wish to discuss child's problems/progress?																		
yes	5	100	3	100	4	80	7	100	4	100	5	100	11	100	6	100	47	98
no					1	20											1	2
Q23. Do you regularly attend parents' evenings/progress report or review days to discuss your child's progress with the teachers?																		
yes	5	100	3	100	5	100	6	100	4	100	4	80	10	91	6	100	45	96
no											1	20	1	9			2	4
Q24. Do you feel your child is well cared for at school?																		
yes	5	100	3	100	5	100	6	100	3	100	5	100	11	100	5	83	45	98
no															1	17	1	2
Q25. Would you recommend the school to your friends?																		
yes	5	100	3	100	4	80	5	71	3	75	5	100	10	91	5	83	42	88
no					1	20	2	29	1	25			1	9	1	17	6	13
Q26. Do you find the reports provided by the school on your child's progress useful?																		
yes	3	60	3	100	3	60	6	86	4	100	5	100	9	90	6	100	41	87
no							1	14									1	2
we have not yet received a report	2	40			2	40							1	10			5	11
Q27. What sort of progress do you feel your child is making?																		
I am satisfied in most subjects	5	100	3	100	3	75	3	60	2	67	4	80	7	64	3	60	31	74
satisfied in some subjects					1	25	1	20	1	33	1	20	4	36	1	20	9	21
satisfied in only a few subjects																		
not satisfied							1	20							1	20	2	5
Q28. Do you think discipline in the school is:																		
too strict									1	25							2	4
about right	5	100	2	67	5	100	3	50	2	50	5	100	11	100	5	83	39	83
not strict enough							1	17							1	17	2	4
don't know			1	33			2	33	1	25							4	9
Q29. My child enjoys and is happy at school:																		
always	1	20			1	25	3	43	1	25	1	20	2	18	2	33	12	26
mostly	4	80	2	67	2	50	3	43	2	50	3	60	7	64			23	49
sometimes			1	33	1	25	1	14	1	25	1	20	2	18	3	50	11	23
rarely															1	17	1	2
never																		
Q30. Do you feel that you are treated like a partner in your child's education?																		
always	4	80	3	100	4	100	4	57	3	75	3	60	6	55	5	83	34	72
mostly	1	20					2	29	1	25	2	40	4	36	1	17	11	23
sometimes							1	14					1	9			2	4
rarely																		
never																		

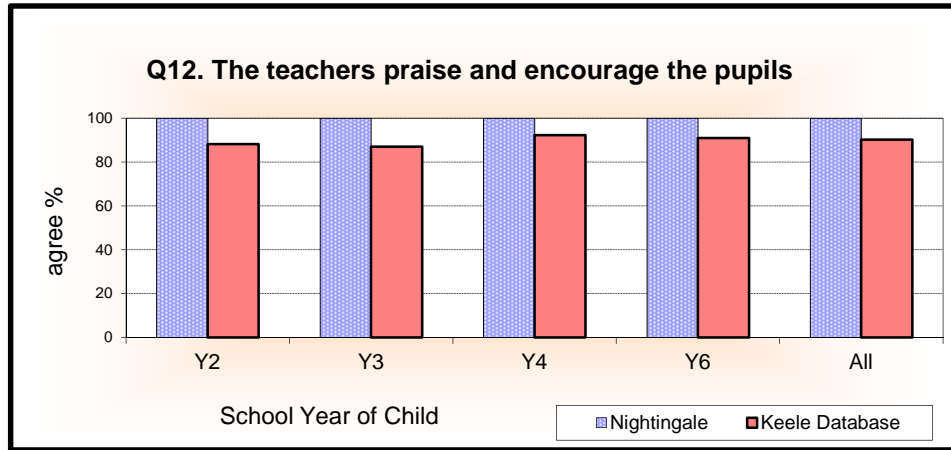
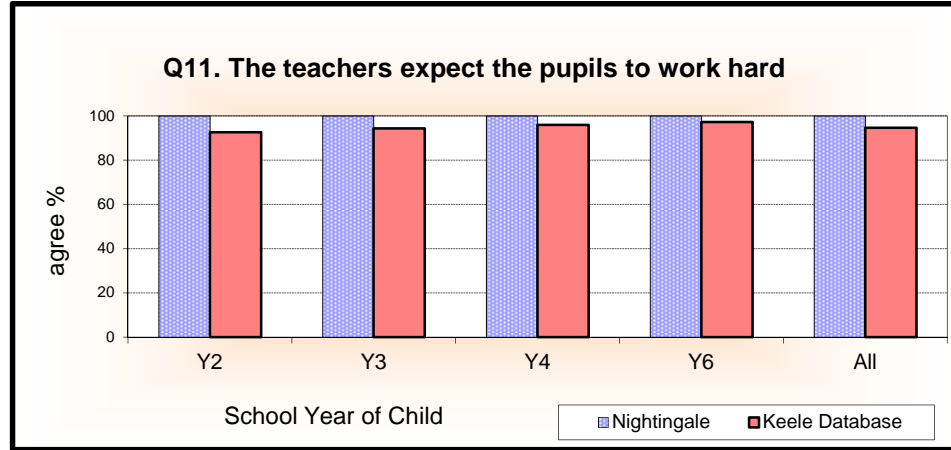
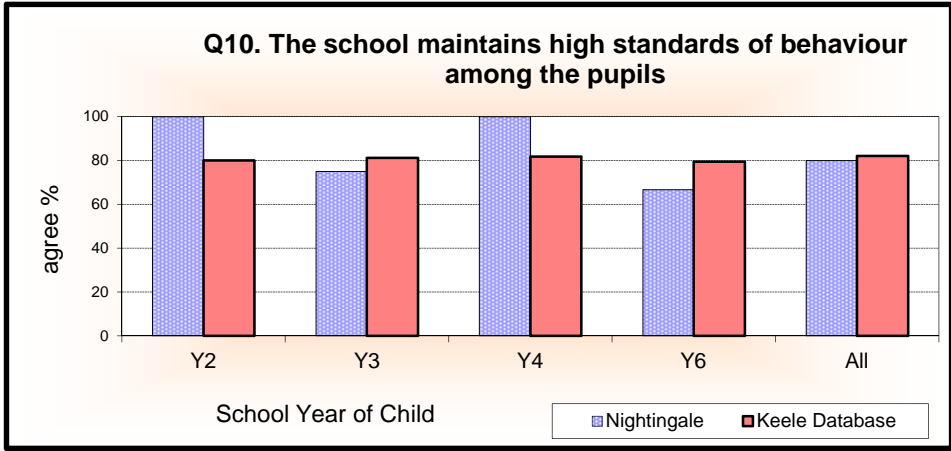
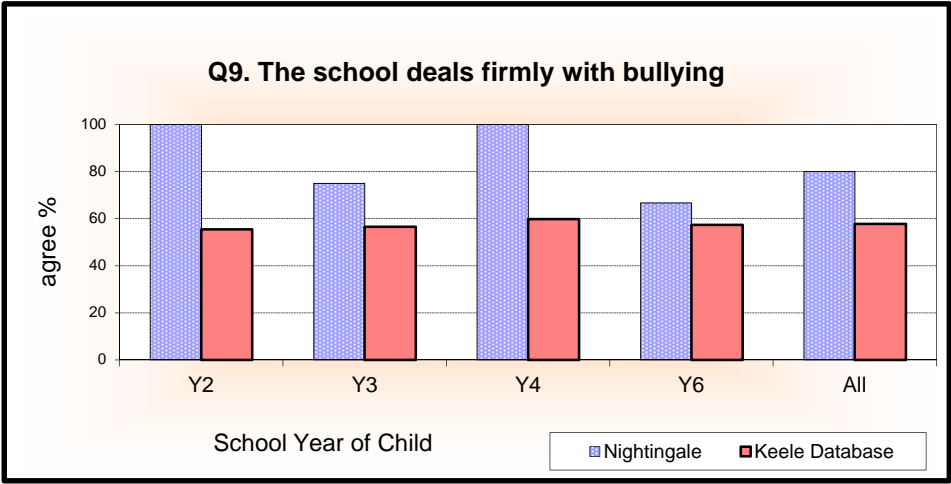
## Nightingale Community School - Primary Years

### Analysis of Parent Survey Questions in Diagrammatic Form

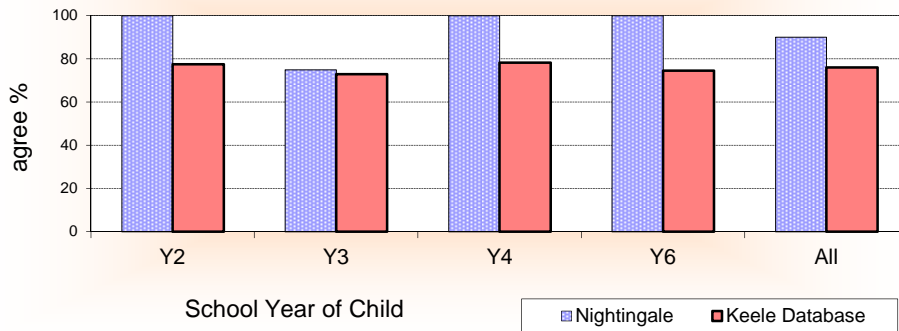
Note: Analysis based on responses from one Y2 parent (Qns.1-20), 4 in Y3, 2 in Y4, and 3 in Y6



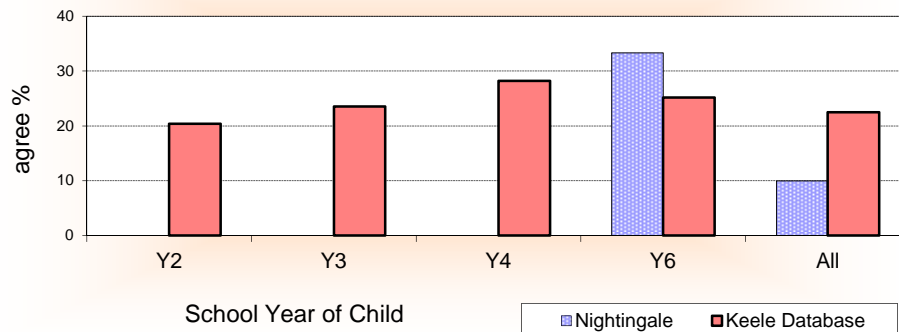




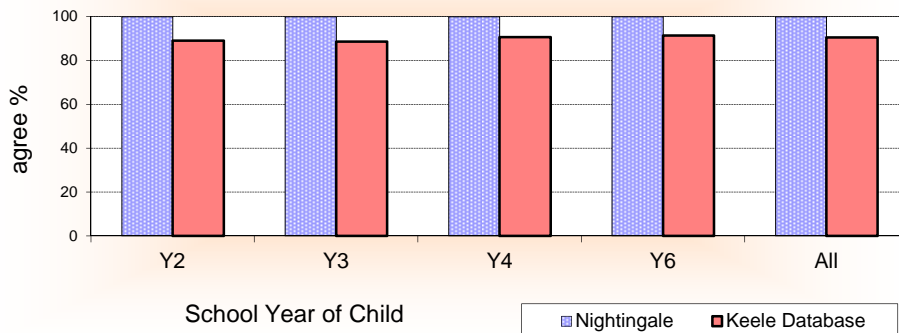
**Q13. The teachers keep good control in the classroom**



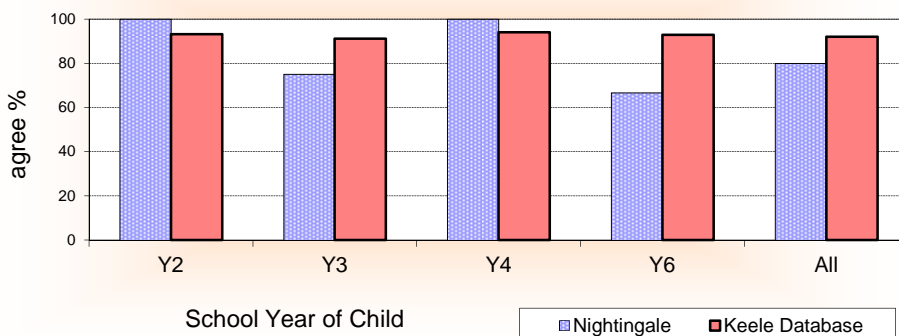
**Q14. Pupils disrupting lessons in school is a particular problem**

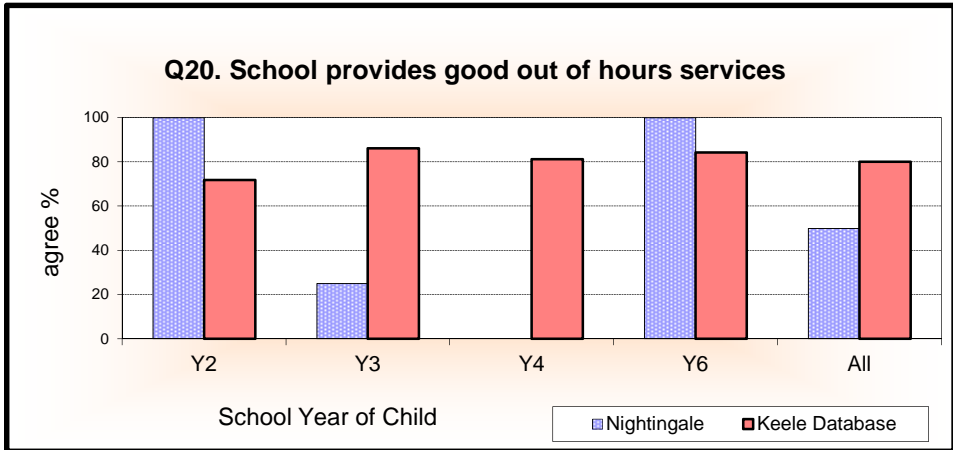
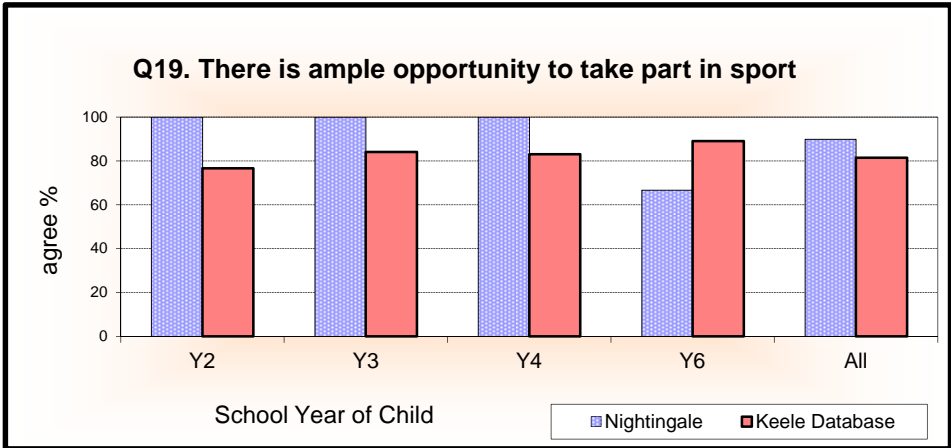
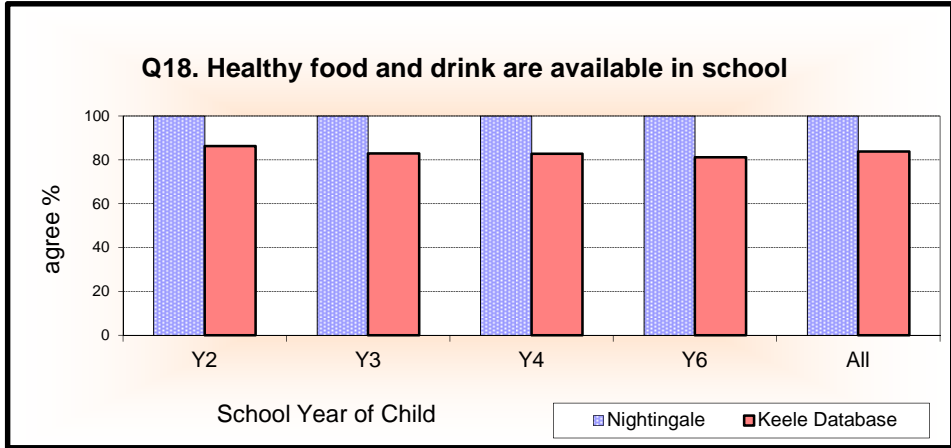
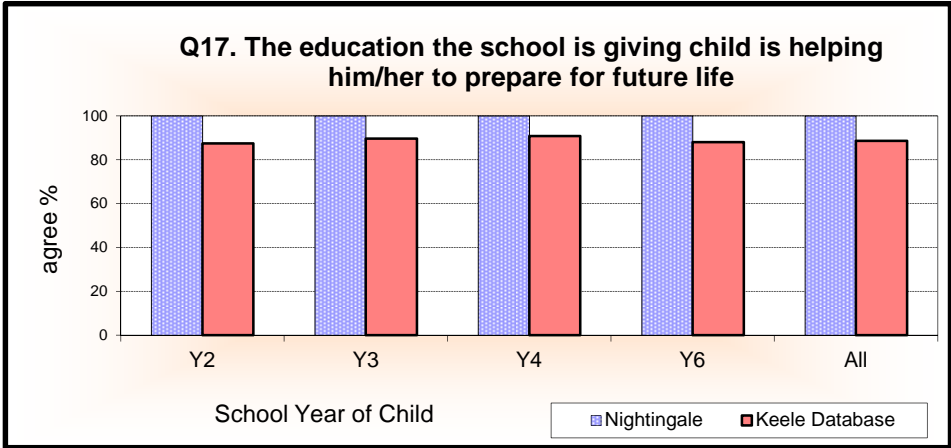


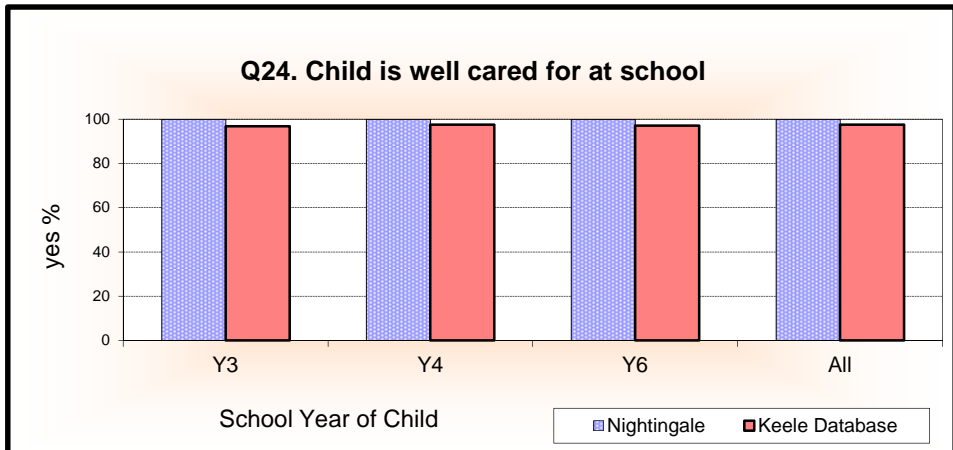
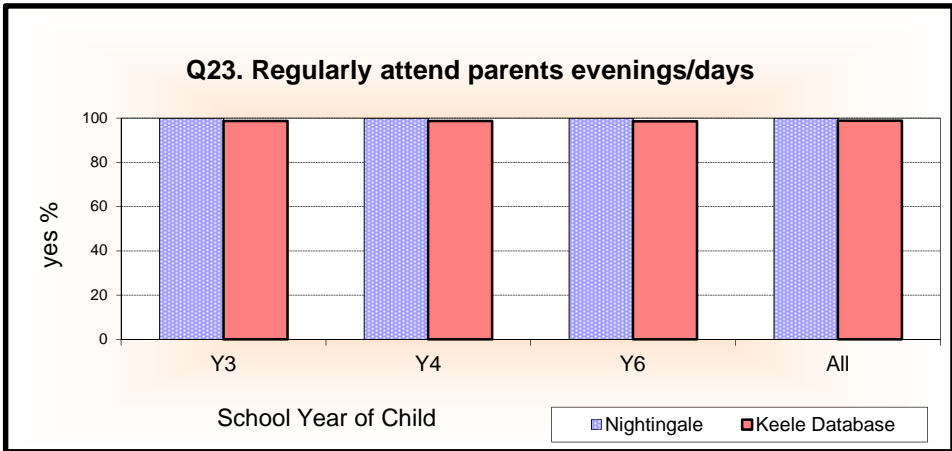
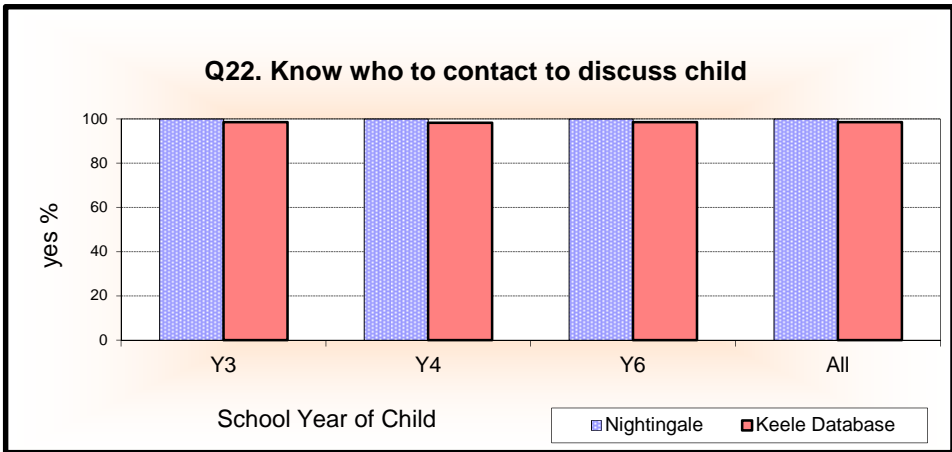
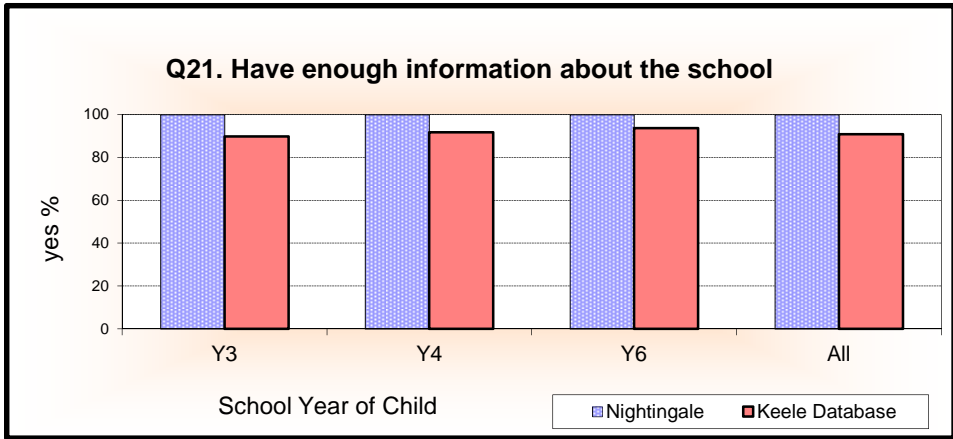
**Q15. The school recognises and rewards good work or behaviour**



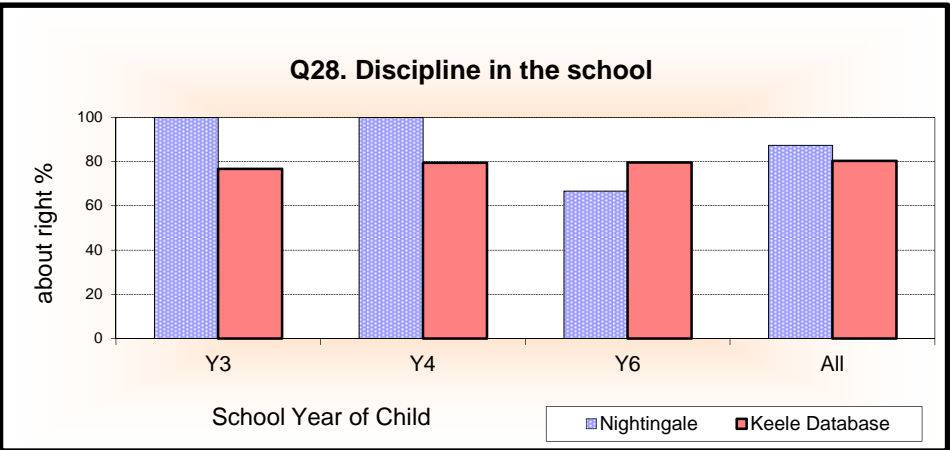
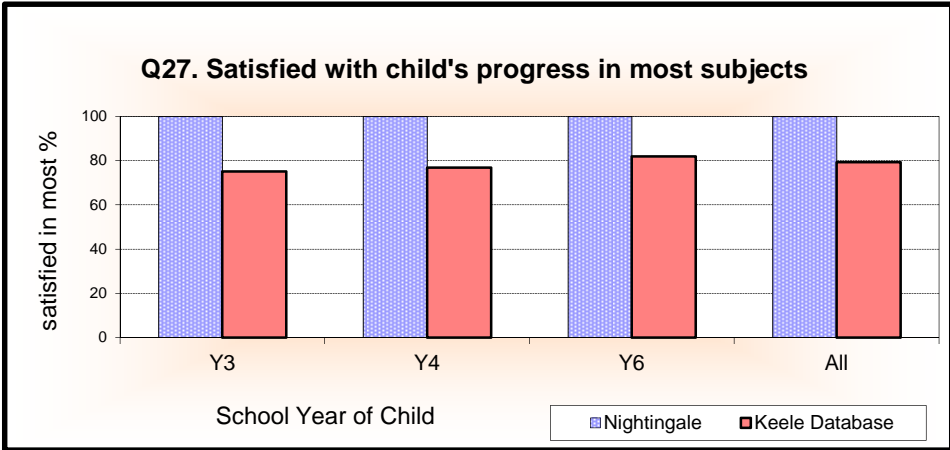
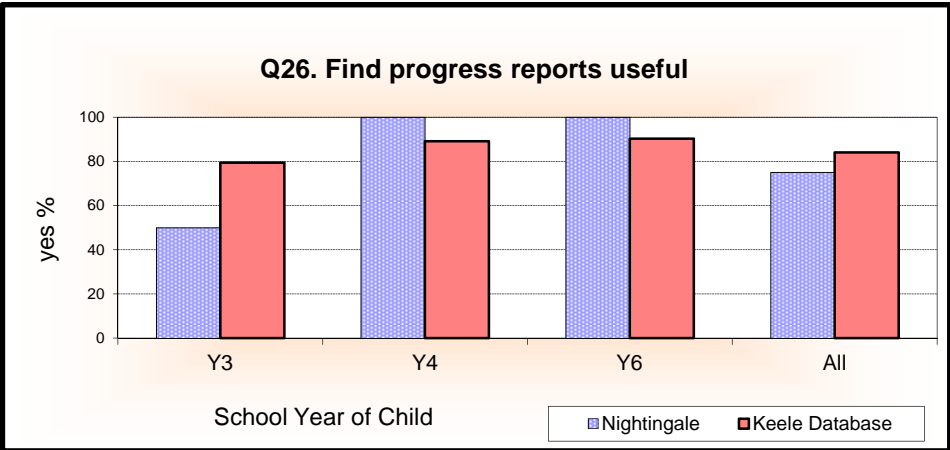
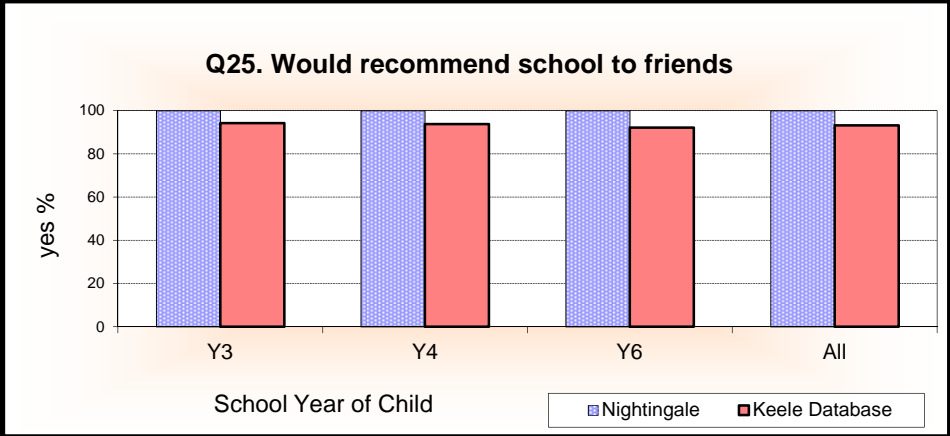
**Q16. Most teachers are respected by the pupils**

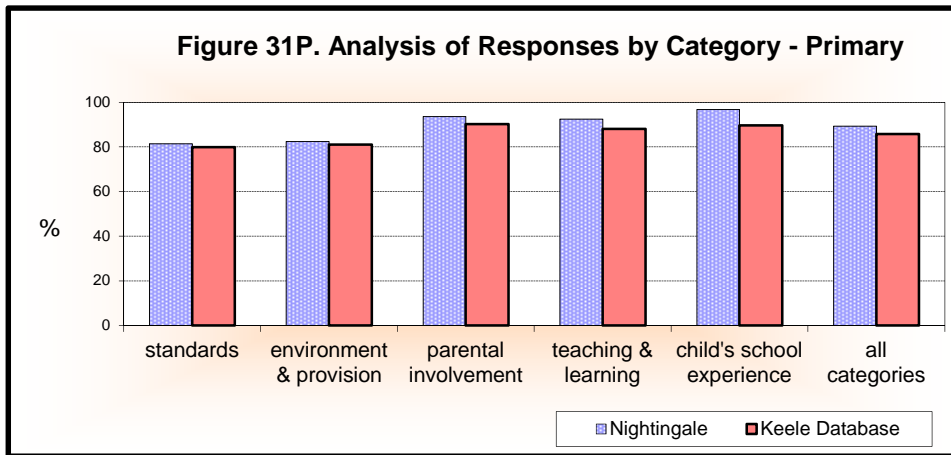
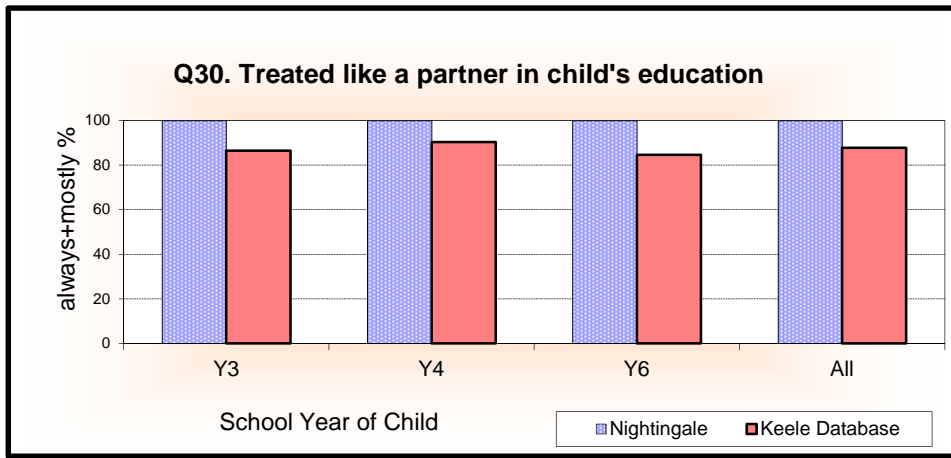
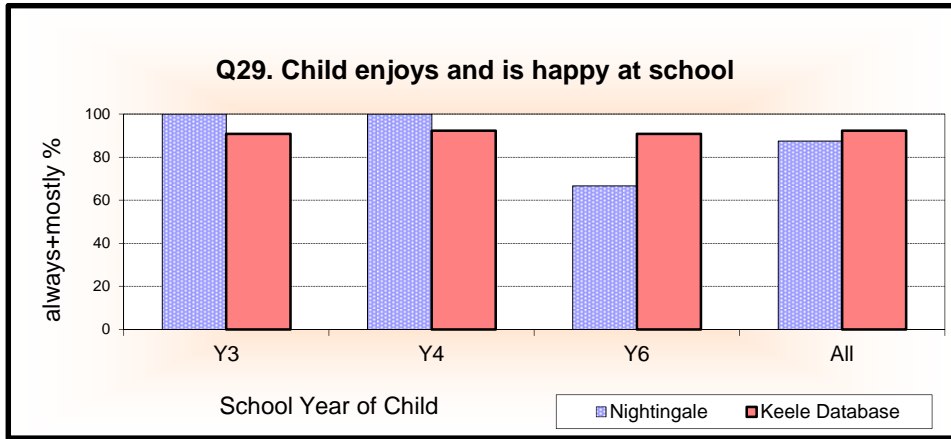




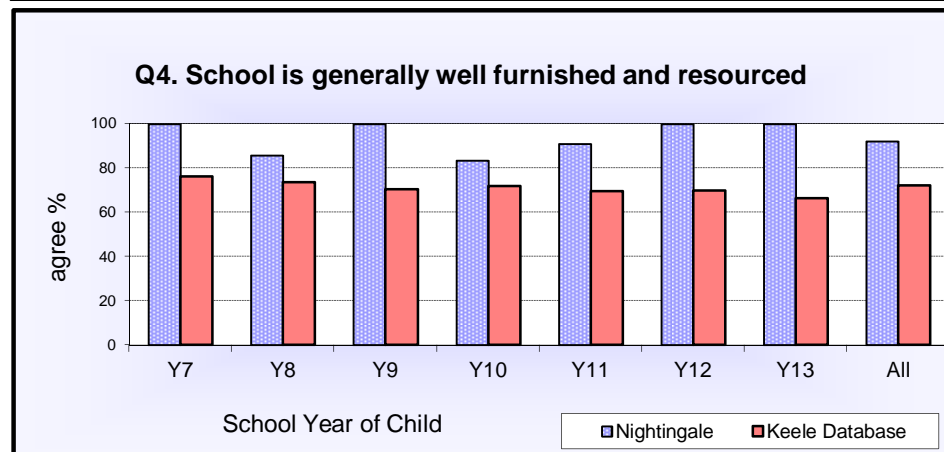
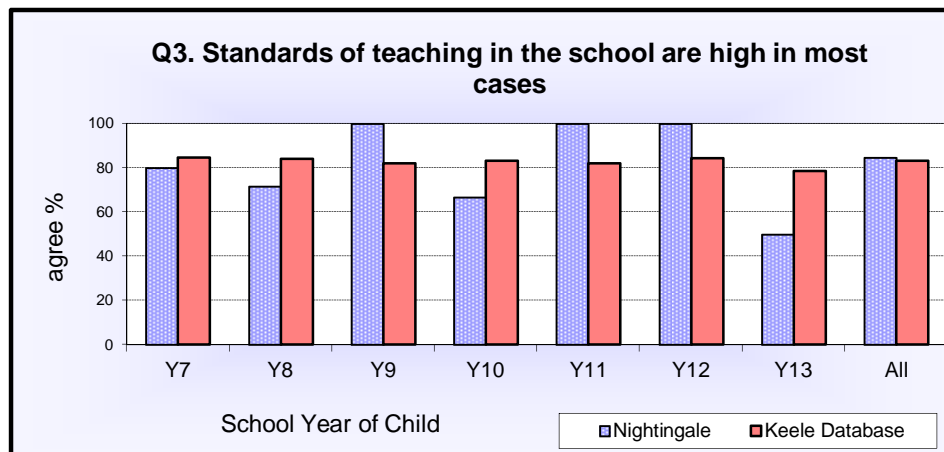
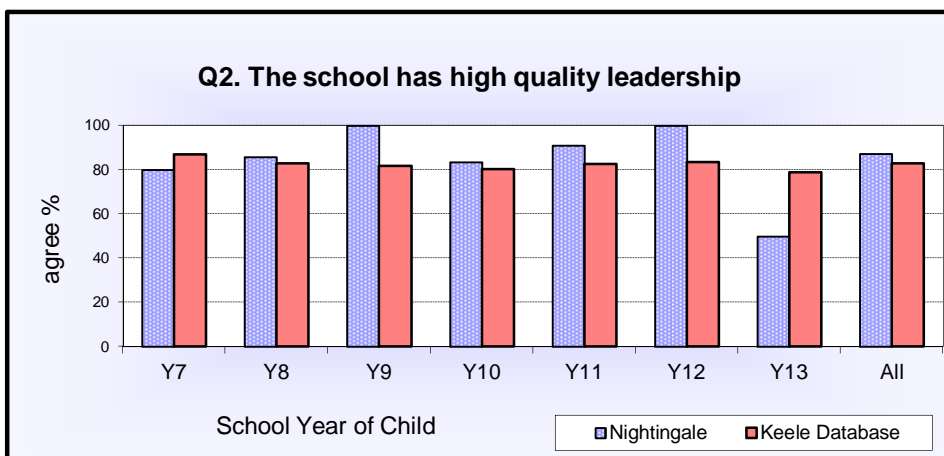
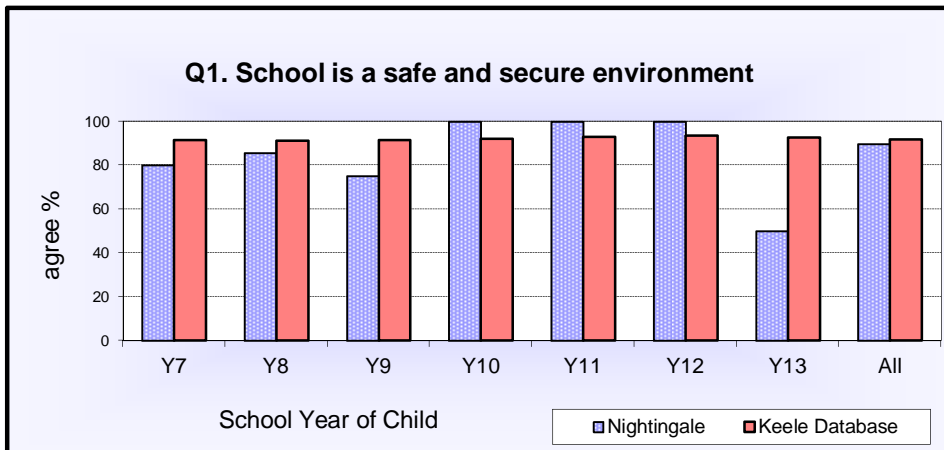


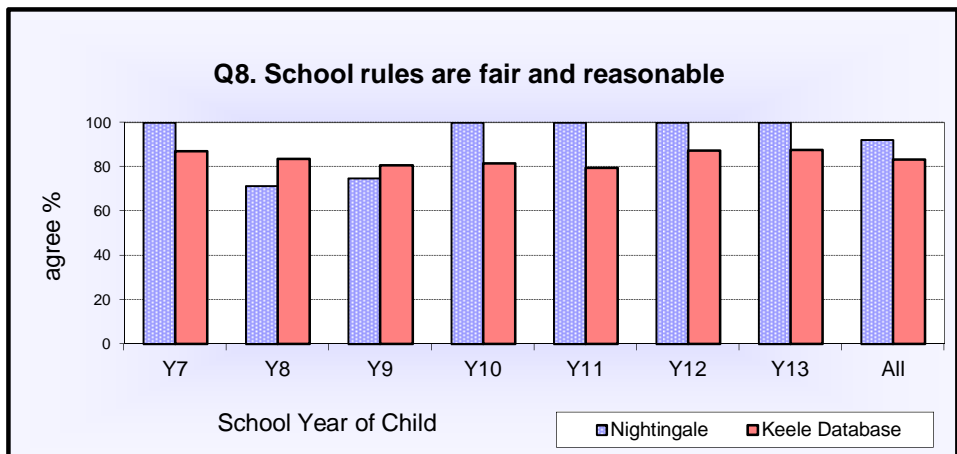
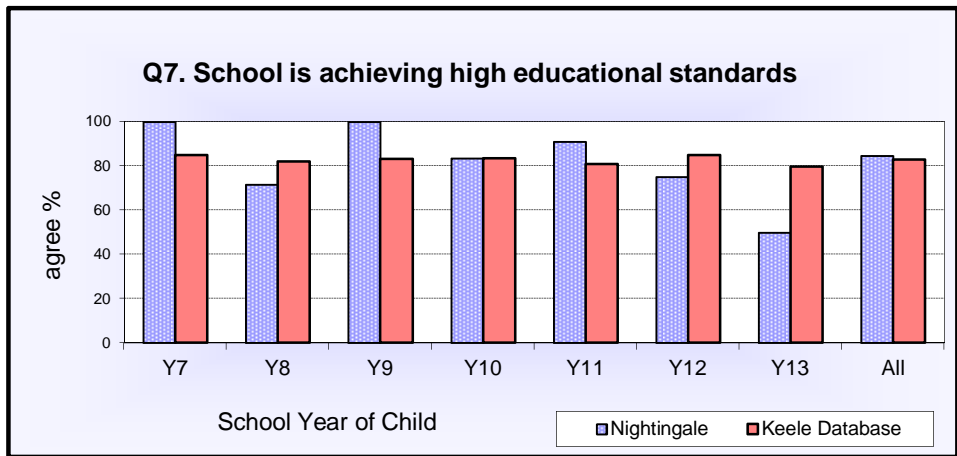
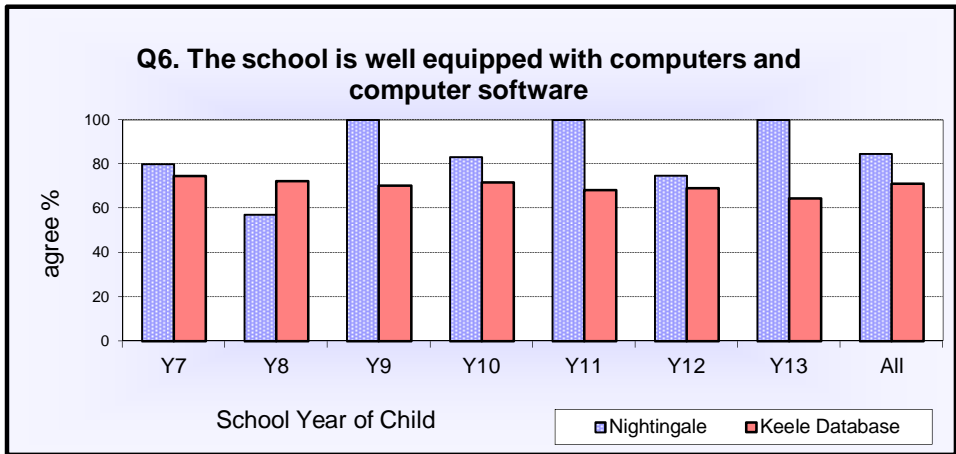
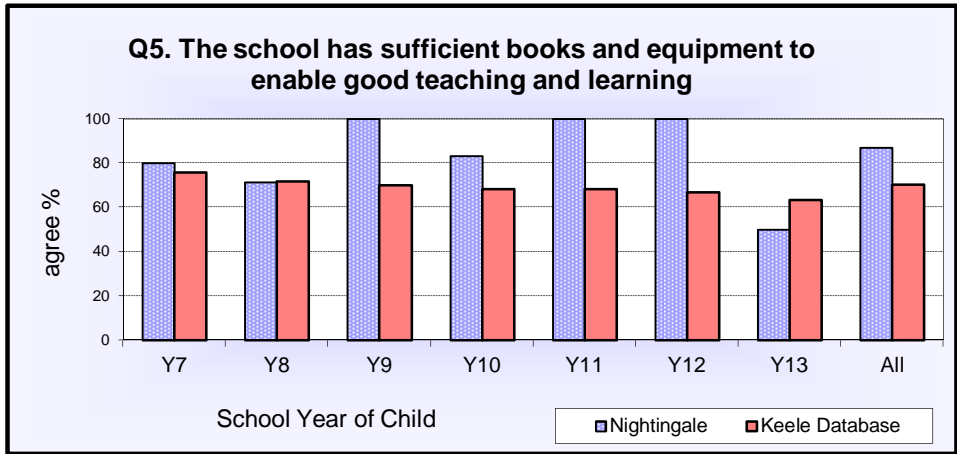


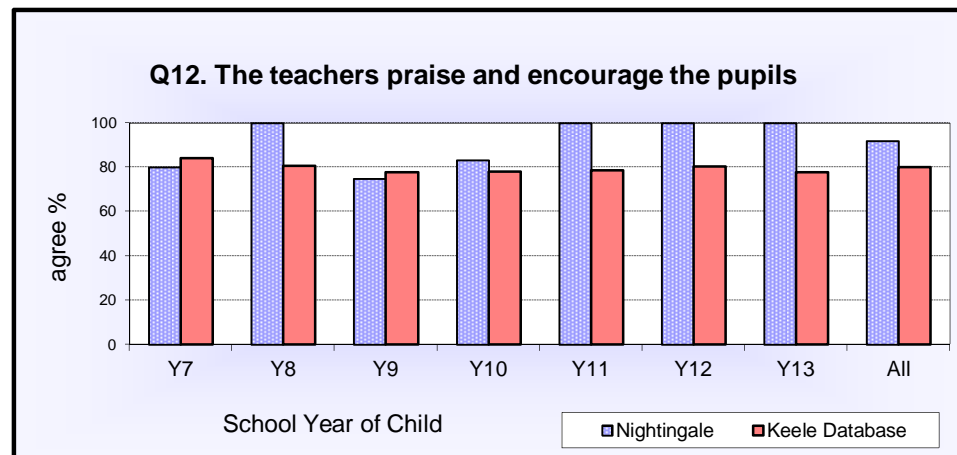
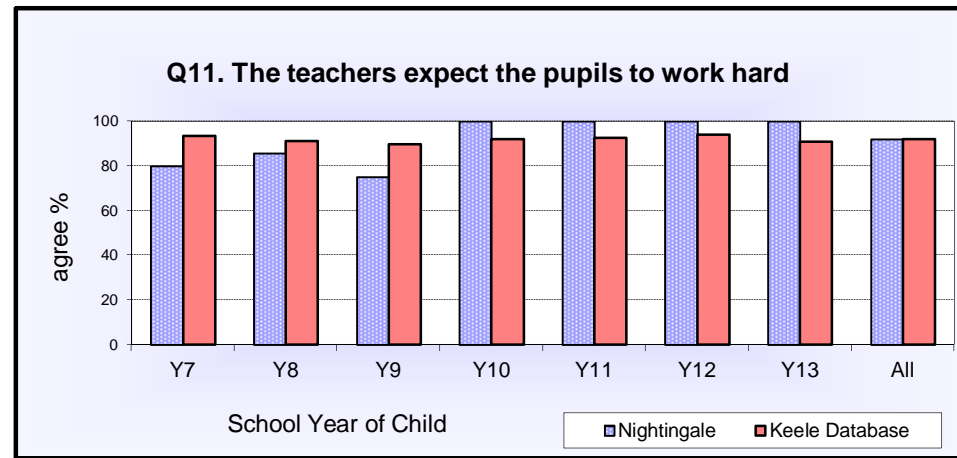
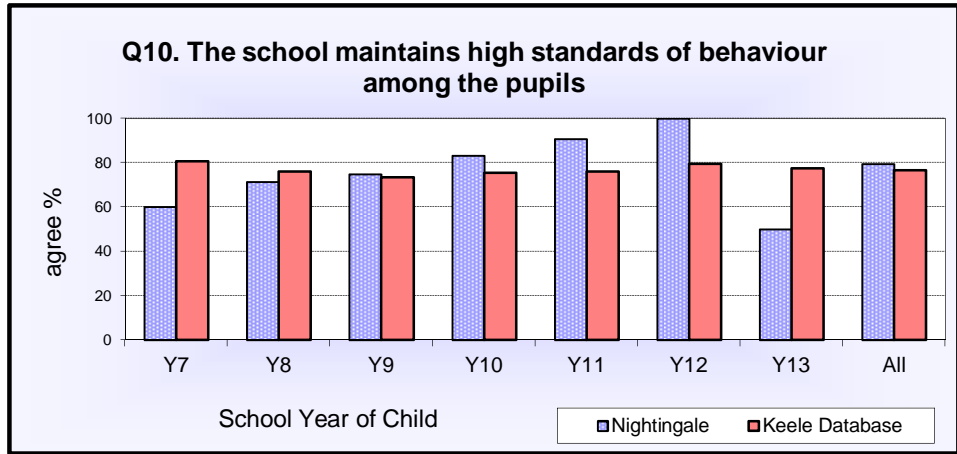
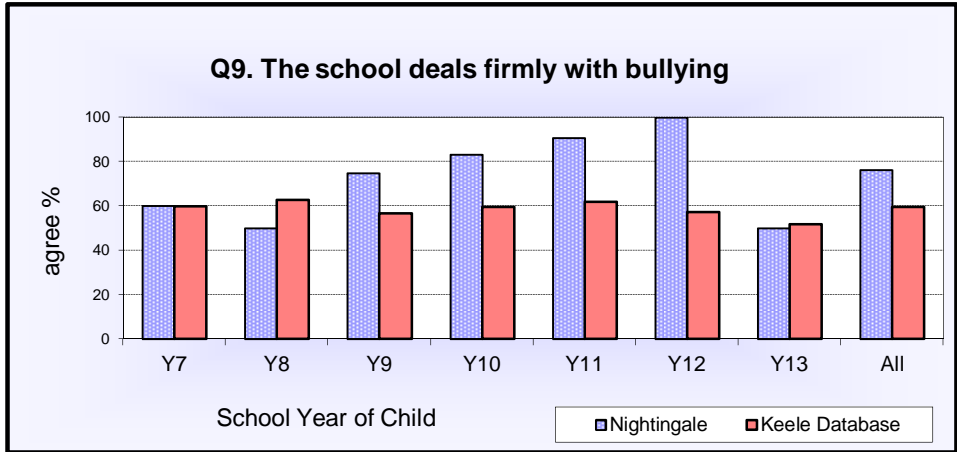


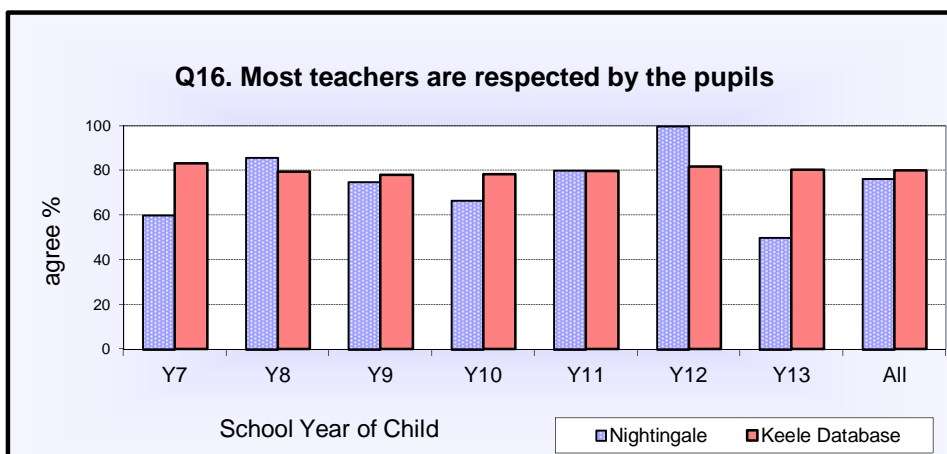
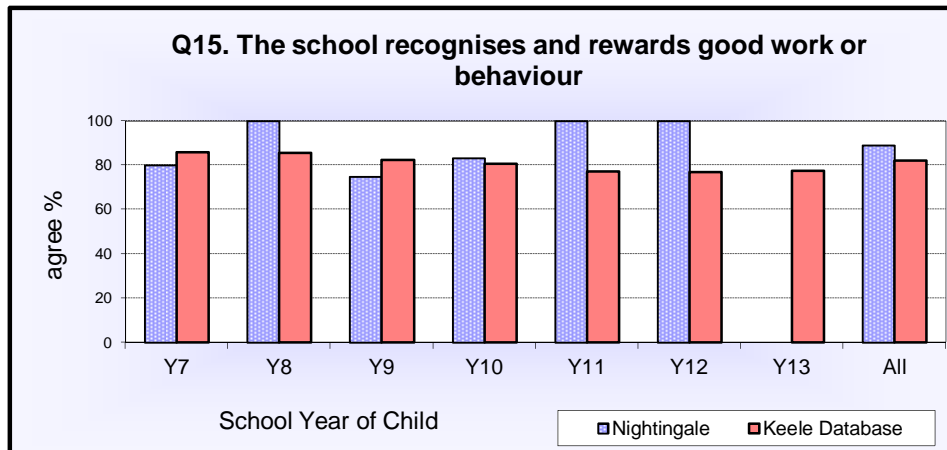
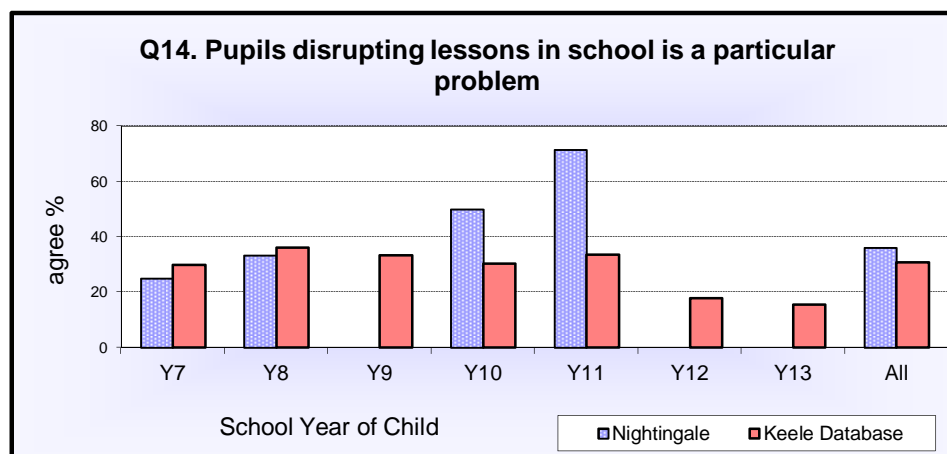
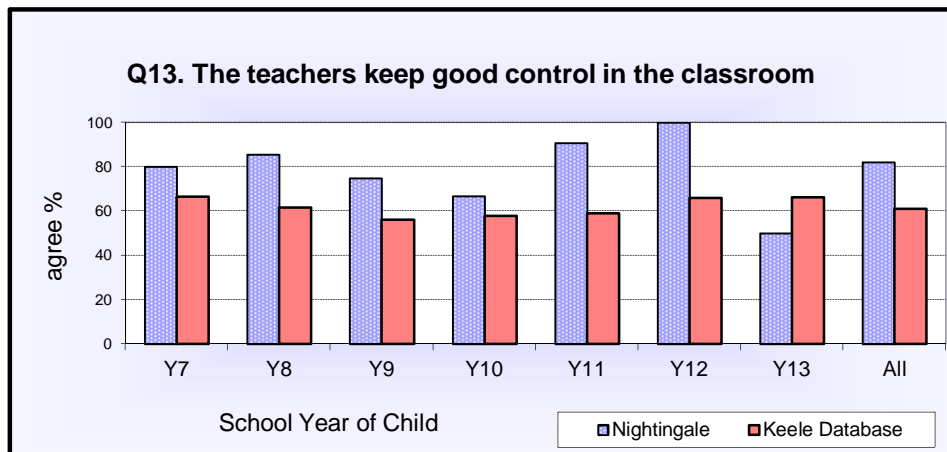


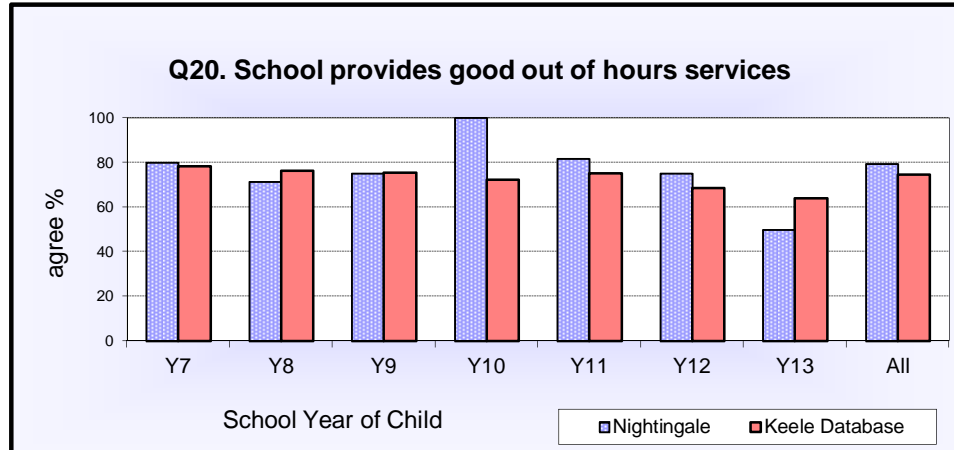
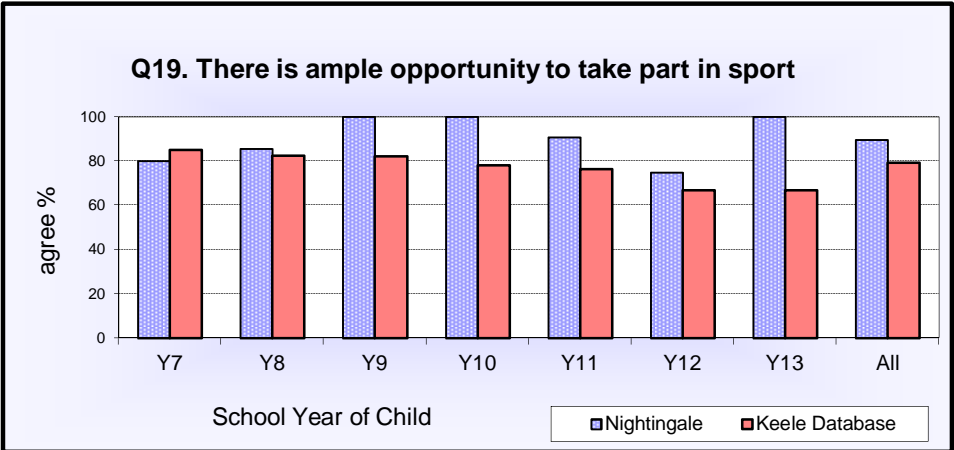
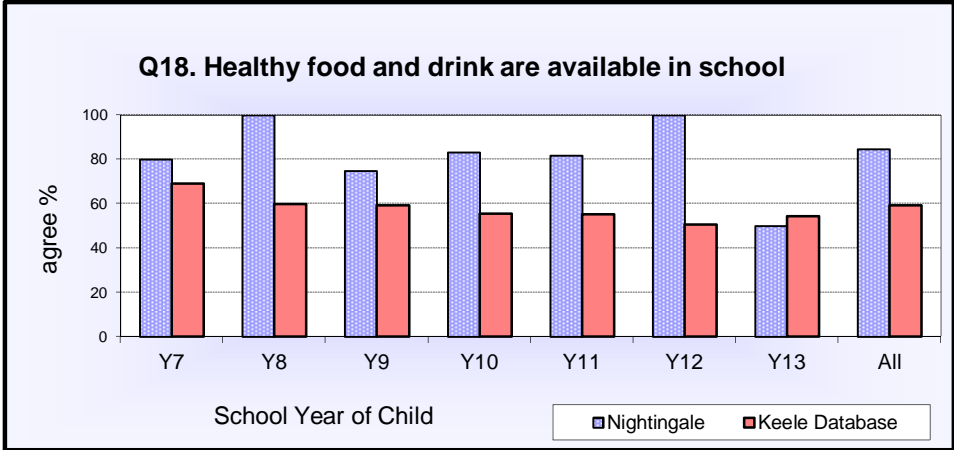
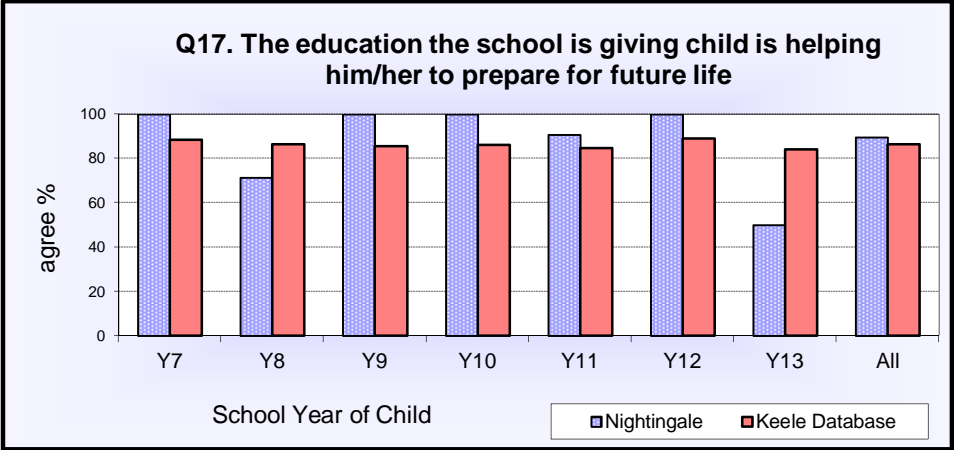
## Nightingale Community Academy - Secondary Years Analysis of Parent Survey Questions in Diagrammatic Form

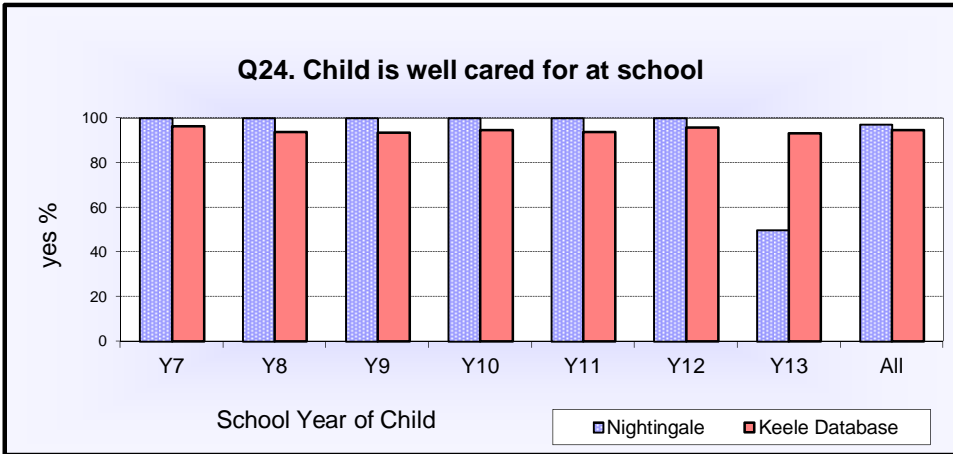
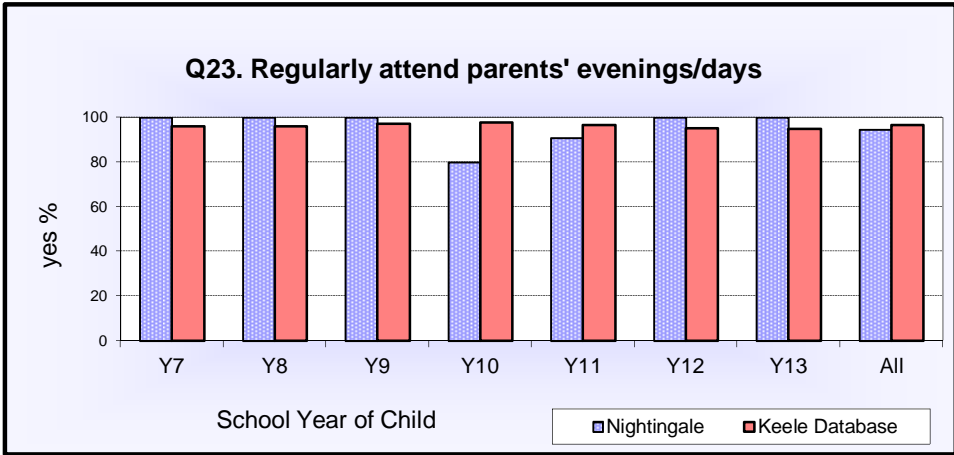
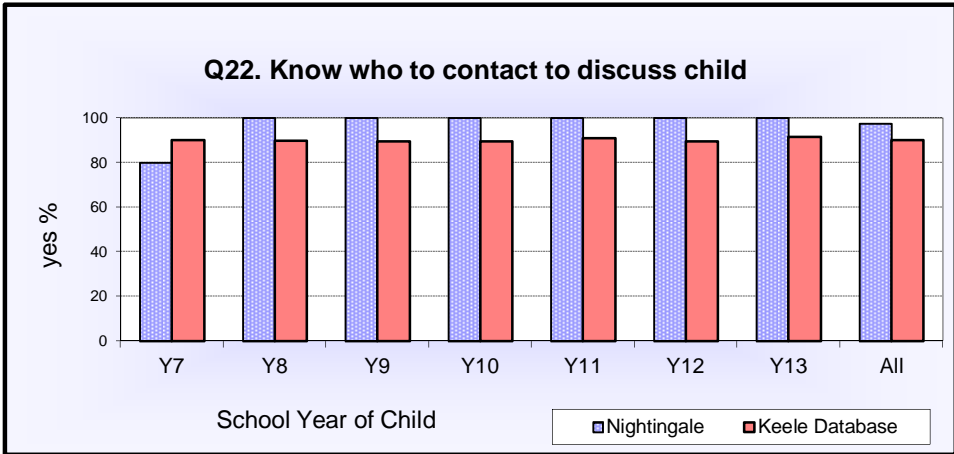
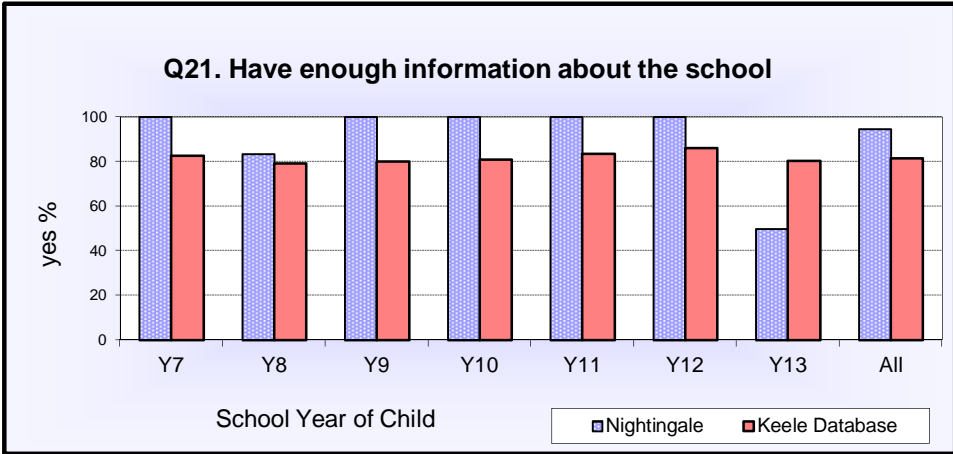




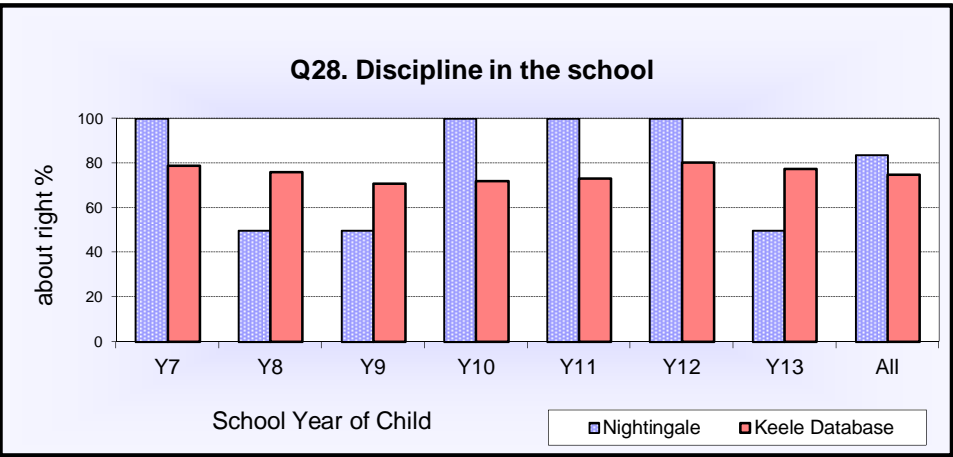
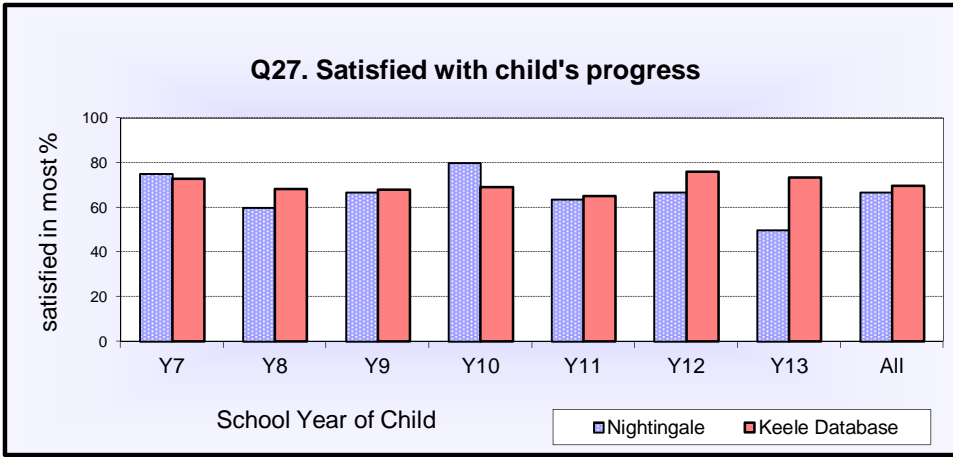
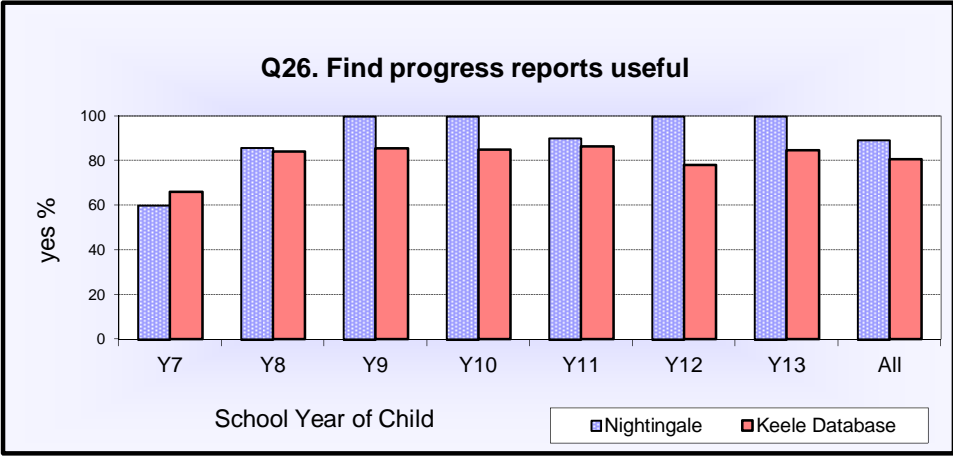
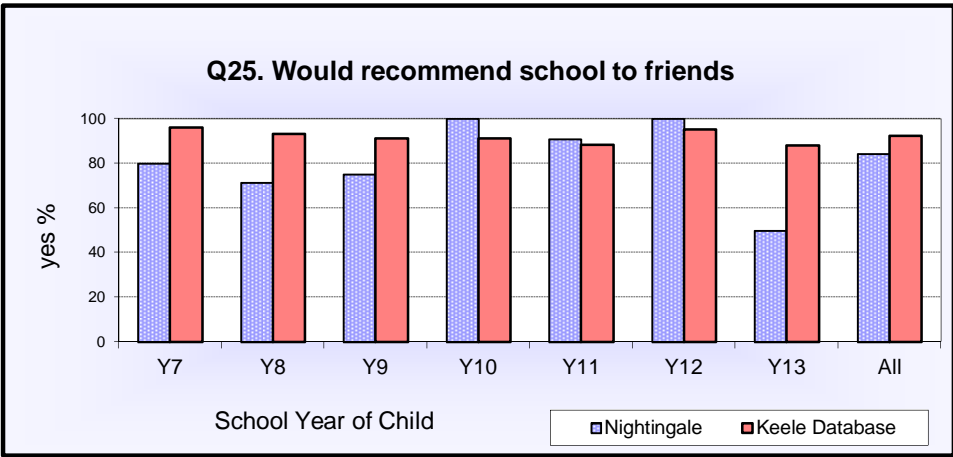


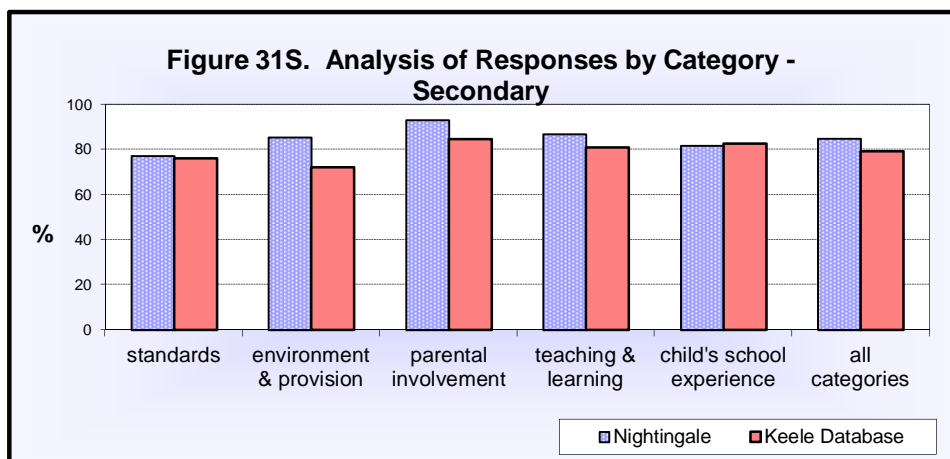
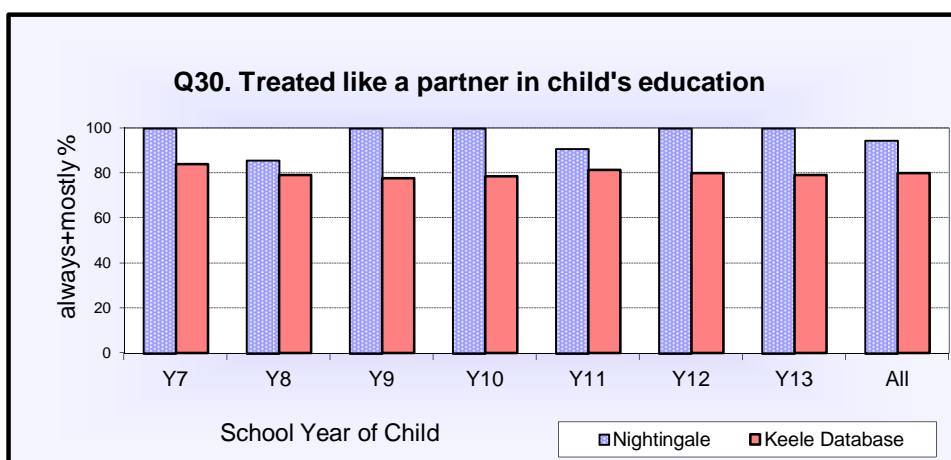
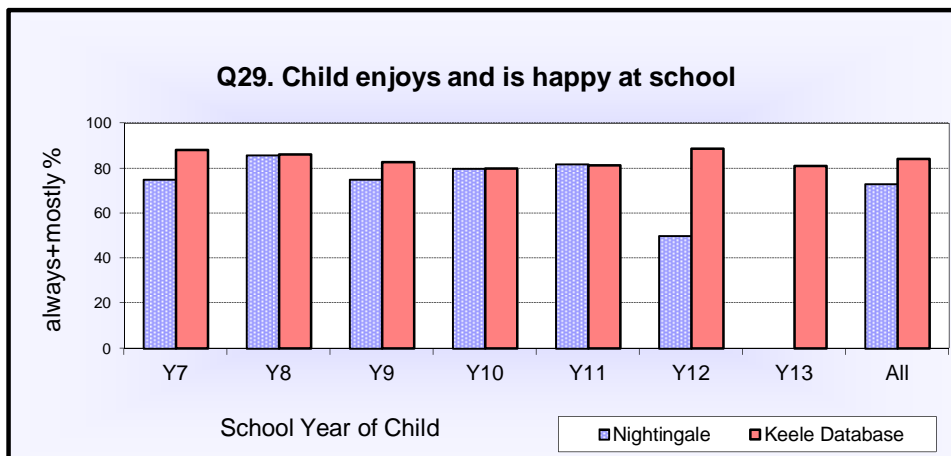






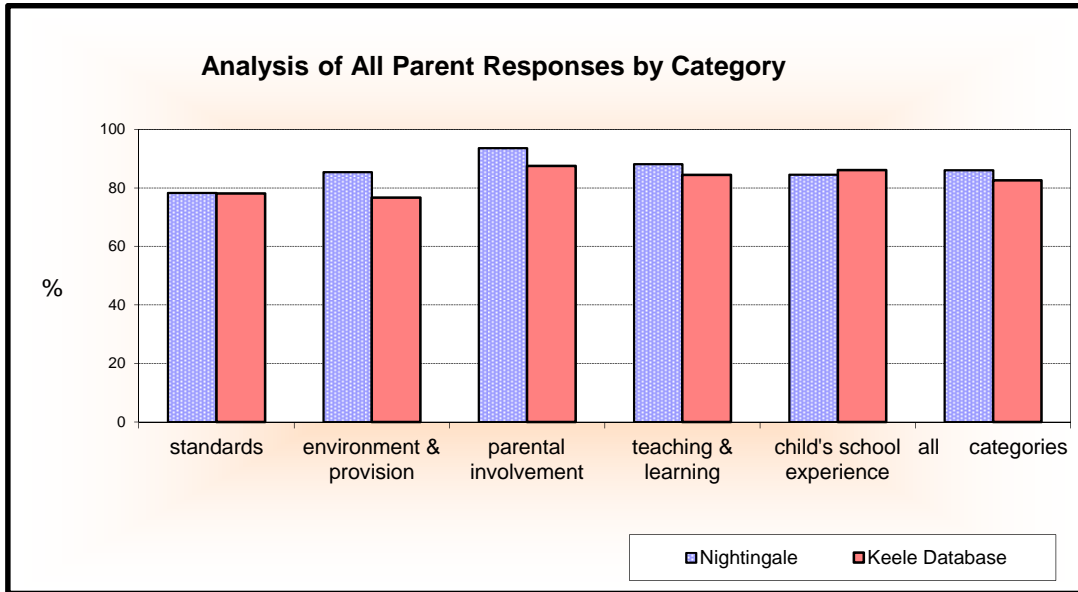






# Nightingale Community Academy

## Analysis of Parent Responses by Category



## Nightingale Community Academy

### Table 2 - Summary of Parent Surveys

Year of Survey	2019-20		2020-21	
	No.	%	No.	%
All	58	100	51	100
Q1. The school is a safe and secure environment for the children				
strongly agree	25	43	22	43
agree	31	53	25	49
not sure	1	2	3	6
disagree	1	2		
strongly disagree			1	2
Q2. The school has high quality leadership				
strongly agree	25	44	26	51
agree	27	47	20	39
not sure	4	7	4	8
disagree	1	2	1	2
strongly disagree				
Q3. Standards of teaching in the school are high in most cases				
strongly agree	23	41	26	51
agree	26	46	18	35
not sure	6	11	6	12
disagree	1	2	1	2
strongly disagree				
Q4. The school is generally well furnished and resourced				
strongly agree	15	26	22	44
agree	32	56	24	48
not sure	9	16	2	4
disagree	1	2	2	4
strongly disagree				
Q5. The school has sufficient books and equipment to enable good teaching and learning				
strongly agree	15	27	20	39
agree	29	52	24	47
not sure	12	21	6	12
disagree			1	2
strongly disagree				
Q6. The school is well equipped with computers and computer software				
strongly agree	22	39	21	41
agree	24	42	21	41
not sure	11	19	8	16
disagree			1	2
strongly disagree				

**Table 2 (cont.)**

Year of Survey	2019-20		2020-21	
	No.	%	No.	%
Q7. The school is achieving high educational standards				
strongly agree	17	31	24	47
agree	24	44	18	35
not sure	10	18	7	14
disagree	4	7	1	2
strongly disagree			1	2
Q8. School rules are fair and reasonable				
strongly agree	23	40	25	49
agree	30	53	22	43
not sure	2	4	2	4
disagree	2	4	2	4
strongly disagree				
Q9. The school deals firmly with bullying				
strongly agree	19	33	20	40
agree	29	51	19	38
not sure	7	12	9	18
disagree	1	2		
strongly disagree	1	2	2	4
Q10. The school maintains high standards of behaviour among the pupils				
strongly agree	23	40	23	46
agree	29	50	17	34
not sure	4	7	6	12
disagree			4	8
strongly disagree	2	3		
Q11. The teachers expect the pupils to work hard				
strongly agree	27	47	28	56
agree	30	53	19	38
not sure			3	6
disagree				
strongly disagree				
Q12. The teachers praise and encourage the pupils				
strongly agree	34	60	30	60
agree	20	35	17	34
not sure	3	5	3	6
disagree				
strongly disagree				
Q13. The teachers keep good control in the classroom				
strongly agree	19	34	26	51
agree	26	46	17	33
not sure	9	16	6	12
disagree	2	4	2	4
strongly disagree				

**Table 2 (cont.)**

Year of Survey	2019-20		2020-21	
	No.	%	No.	%
Q14. Pupils disrupting lessons in school is a <b>particular</b> problem				
strongly agree	7	17	3	8
agree	15	36	9	24
not sure	13	31	16	43
disagree	4	10	9	24
strongly disagree	3	7		
Q15. The school recognises and rewards good work or behaviour				
strongly agree	30	54	27	55
agree	26	46	18	37
not sure			4	8
disagree				
strongly disagree				
Q16. Most teachers are respected by the pupils				
strongly agree	20	35	19	38
agree	30	53	20	40
not sure	7	12	10	20
disagree			1	2
strongly disagree				
Q17. The education that the school is giving my child is helping him/her to prepare for his/her future life				
strongly agree	26	45	27	54
agree	25	43	19	38
not sure	6	10	3	6
disagree	1	2	1	2
strongly disagree				
Q18. Healthy food and drink are made available in school				
strongly agree	19	33	27	53
agree	27	47	18	35
not sure	11	19	4	8
disagree			2	4
strongly disagree				
Q19. There is ample opportunity to take part in sport				
strongly agree	25	47	28	55
agree	22	42	18	35
not sure	5	9	4	8
disagree	1	2	1	2
strongly disagree				
Q20. The school provides good out of hours services for pupils				
strongly agree	18	32	18	35
agree	14	25	20	39
not sure	16	29	8	16
disagree	5	9	4	8
strongly disagree	3	5	1	2

**Table 2 (cont.)**

Year of Survey	2019-20		2020-21	
	No.	%	No.	%
Q21. Do you feel that you have enough information about the school?				
yes	51	91	45	96
no	5	9	2	4
Q22. Do you know who to contact should you wish to discuss child's problems/progress?				
yes	53	93	47	98
no	4	7	1	2
Q23. Do you regularly attend parents' evenings/ progress report or review days to discuss your child's progress with the teachers?				
yes	47	84	45	96
no	9	16	2	4
Q24. Do you feel your child is well cared for at school?				
yes	55	96	45	98
no	2	4	1	2
Q25. Would you recommend the school to your friends?				
yes	43	77	42	88
no	13	23	6	13
Q26. Do you find the reports provided by the school on your child's progress useful?				
yes	48	84	41	87
no	2	4	1	2
we have not yet received a report	7	12	5	11
Q27. What sort of progress do you feel your child is making?				
I am satisfied in most subjects	25	50	31	74
I am satisfied in some subjects	15	30	9	21
I am satisfied in only a few subjects	6	12		
not satisfied with my child's progress	4	8	2	5
Q28. Do you think discipline in the school is:				
too strict	2	4	2	4
about right	41	75	39	83
not strict enough	4	7	2	4
don't know	8	15	4	9
Q29. My child enjoys and is happy at school:				
always	15	27	12	26
mostly	27	48	23	49
sometimes	10	18	11	23
rarely	1	2	1	2
never	3	5		
Q30. Do you feel that you are treated like a partner in your child's education?				
always	38	67	34	72
mostly	13	23	11	23
sometimes	6	11	2	4
rarely				
never				

## Nightingale Community Academy

**Table 3a - Summary of Figures Used in the Report Section**

<b>At Nightingale</b>	<b>Compared to:</b>	
<b>This year:</b>	Keele parent database	2019-20 survey at this school
<b>The School Standards</b>		
82 % of parents agree that the school is achieving high educational standards	80 %	75 %
88 % say that they would recommend the school to friends	93 %	77 %
90 % think that the school has high quality leadership	84 %	91 %
80 % agree the school maintains high standards of behaviour among the pupils	79 %	90 %
92 % think that the school rules are fair and reasonable	87 %	93 %
92 % agree that the school recognises and rewards good work or behaviour	86 %	100 %
32 % think that pupils disrupting lessons in school is a <b>particular</b> problem	27 %	52 %
<b>The School Environment and Provision</b>		
92 % of parents agree that the school is a safe and secure environment	94 %	97 %
78 % think that the school deals firmly with bullying	58 %	84 %
88 % agree that healthy food and drink are made available in school	71 %	81 %
90 % agree there is ample opportunity to take part in sport at the school	80 %	89 %
75 % think that the school provides good out of hours services for pupils	77 %	57 %
92 % think that the school is well furnished and resourced	81 %	82 %
82 % agree the school is well equipped with computers and computer software	75 %	81 %
86 % agree that the school has sufficient books and equipment to enable good teaching and learning	76 %	79 %
<b>Parental Involvement</b>		
96 % of parents feel that they have enough information about the school	86 %	91 %
87 % say that they find the reports provided by the school on their child's progress useful	82 %	84 %
96 % say that they regularly attend parents' evenings/progress report or review days to discuss their child's progress with the teachers	98 %	84 %
96 % think that they are treated like a partner in their child's education all or most of the time	84 %	89 %
<b>Teaching and Learning</b>		
86 % agree that standards of teaching in the school are high in most cases	85 %	88 %
84 % think that the teachers keep good control in the classroom	68 %	80 %
94 % agree that the teachers praise and encourage the pupils	85 %	95 %
94 % agree that teachers expect the pupils to work hard	93 %	100 %
98 % feel that their child is well cared for at school	96 %	96 %
83 % think that discipline in the school is about right	77 %	75 %
78 % agree that most teachers are respected by the pupils	86 %	88 %
<b>The Child's School Experience</b>		
74 % think their child enjoys and is happy at school all or most of the time	88 %	75 %
74 % are satisfied with their child's progress in most subjects	75 %	50 %
92 % think that the education that the school is giving their child is helping him/her to prepare for his/her future life	87 %	88 %
98 % say that they know who to contact should they wish to discuss their child's problems/progress	94 %	93 %



## Nightingale Community Academy

**Table 3b - Summary of Differences between Figures Used Table 3a**

<b>At Nightingale</b>	<b>Difference from:</b>	
<b>This year:</b>	Keele parent database	2019-20 survey at this school
<b>The School Standards</b>		
82 % of parents agree that the school is achieving high educational standards	3 %	8 %
88 % say that they would recommend the school to friends	-5 %	11 %
90 % think that the school has high quality leadership	6 %	-1 %
80 % agree the school maintains high standards of behaviour among the pupils	1 %	-10 %
92 % think that the school rules are fair and reasonable	5 %	-1 %
92 % agree that the school recognises and rewards good work or behaviour	6 %	-8 %
32 % think that pupils disrupting lessons in school is a <b>particular</b> problem	6 %	-20 %
<b>The School Environment and Provision</b>		
92 % of parents agree that the school is a safe and secure environment	-2 %	-4 %
78 % think that the school deals firmly with bullying	20 %	-6 %
88 % agree that healthy food and drink are made available in school	17 %	8 %
90 % agree there is ample opportunity to take part in sport at the school	10 %	2 %
75 % think that the school provides good out of hours services for pupils	-3 %	17 %
92 % think that the school is well furnished and resourced	11 %	10 %
82 % agree the school is well equipped with computers and computer software	7 %	2 %
86 % agree that the school has sufficient books and equipment to enable good teaching and learning	10 %	8 %
<b>Parental Involvement</b>		
96 % of parents feel that they have enough information about the school	10 %	5 %
87 % say that they find the reports provided by the school on their child's progress useful	5 %	3 %
96 % say that they regularly attend parents' evenings/progress report or review days to discuss their child's progress with the teachers	-2 %	12 %
96 % think that they are treated like a partner in their child's education all or most of the time	12 %	6 %
<b>Teaching and Learning</b>		
86 % agree that standards of teaching in the school are high in most cases	1 %	-1 %
84 % think that the teachers keep good control in the classroom	16 %	4 %
94 % agree that the teachers praise and encourage the pupils	9 %	-1 %
94 % agree that teachers expect the pupils to work hard	1 %	-6 %
98 % feel that their child is well cared for at school	2 %	1 %
83 % think that discipline in the school is about right	6 %	8 %
78 % agree that most teachers are respected by the pupils	-8 %	-10 %
<b>The Child's School Experience</b>		
74 % think their child enjoys and is happy at school all or most of the time	-14 %	-1 %
74 % are satisfied with their child's progress in most subjects	-1 %	24 %
92 % think that the education that the school is giving their child is helping him/her to prepare for his/her future life	5 %	4 %
98 % say that they know who to contact should they wish to discuss their child's problems/progress	4 %	5 %

**Parent Comments**  
**Nightingale Community Academy**

**Year 7**

- 001 New parent to school so can't comment on Q29 (*How happy do you feel your child is at school?*) and Q.30 (*When discussing your child's work and progress with the teachers, do you feel that you are treated like a partner in your child's education?*) yet.
- 002 Q.27 (*What sort of progress do you feel your child is making?*) Behaviour has improved. Communicating skills. Needs more support in maths.

**Year 8**

- 003 Therapeutic intervention is most important for children who have been excluded from mainstream.
- 004 This may seem to be a very negative report but this is how I feel in relation to (*named child*)'s experience in year 7. His experience in year 6 was so much better and I am hoping that this will be replicated in year 8.
- 005 I have no concerns. I think the school is fantastic and my son is doing very well.

**Year 10**

- 006 Happy with progress. Very happy to meet tutors and LSP.

*Please note that amendments may have been made to this transcript of comments in order to maintain confidentiality.*

## **Education Survey & Research Service**

**Survey service founded in 1989/90 by Tim Brighouse  
Head of EdSRS: Dr Helen Addams**

### **For further information:**

**Telephone:           +44 (0)1782 628948  
E-mail:               office@edsrs.org.uk**

**Website:             [www.edsrs.org.uk](http://www.edsrs.org.uk)**