



Education Survey & Research Service

Keele Attitudinal Surveys

Parent Survey Report

NIGHTINGALE COMMUNITY ACADEMY

2019

Other than for use within the school community, and/or for display on a restricted website, no part of this publication (other than the Executive Summary) may be reproduced, or transmitted in any form or by any means, electronic, mechanical, photocopying or otherwise, without permission from EdSRS.

Phone: 01782 628948
Email: office@edsrs.org.uk

Education Survey & Research Service

Parent Survey

Nightingale Community Academy

Contents

Section		Page
	Executive Summary	
1	Background to the Survey	1
2	Methodology	2
3	Main Findings of the Survey	3
3.1	The School Standards	3
3.2	The School Environment and Provision	3
3.3	Parental Involvement	4
3.4	Teaching and Learning	4
3.5	The Child's School Experience	4
4	School Self-Evaluation	5
5	Some Implications of the Survey	8
Appendix 1	Analysis of Responses to Each Question	
	Table 1: Parent Responses to Each Question - Listed by School Year	
Appendix 2	Analysis of Responses in Diagrammatic Form	
	Figures 1-30: School and Database Responses to Each Question	
	Figure 31: Analysis of Responses by Category	
Appendix 3	Summary of Survey Findings	
	Table 2: Summary of Responses - Listed with a Summary of Previous Keele Parent Surveys (where available)	
	Table 3: Summary of Figures used in Report Section	
Appendix 4	Transcript of Parent Comments	

Education Survey & Research Service

Parent Survey 2019

Nightingale Community Academy

Executive Summary

School Standards

- At Nightingale, 91% of parents (from Years 2 to 13) think that the school has high quality leadership
- 75% agree that the school is achieving high educational standards
- 77% say that they would recommend the school to friends
- 90% agree that the school maintains high standards of behaviour among the pupils
- 93% think that the school rules are fair and reasonable

The School Environment and Provision

- 97% of parents agree that the school is a safe and secure environment for pupils
- 84% think that the school deals firmly with bullying
- 82% of parents think that the school is seen as well furnished and resourced
- 89% agree that there is ample opportunity to take part in sport at Nightingale
- 57% think that the school provides good out of hours services for pupils.

Parental Involvement

- 91% of parents feel that they have enough information about the school
- 84% say that they find school reports on their child's progress useful
- 84% of parents say that they regularly attend parents' evenings/progress report or review days to discuss their child's progress with the teachers
- 89% feel that they are treated like a partner in their child's education.

Teaching and Learning

- 88% of parents agree that standards of teaching in the school are high
- 95% agree that the teachers praise and encourage the pupils
- 100% agree that teachers expect the pupils to work hard
- 75% think that discipline in the school is about right
- 80% think that the teachers keep good control in the classroom.

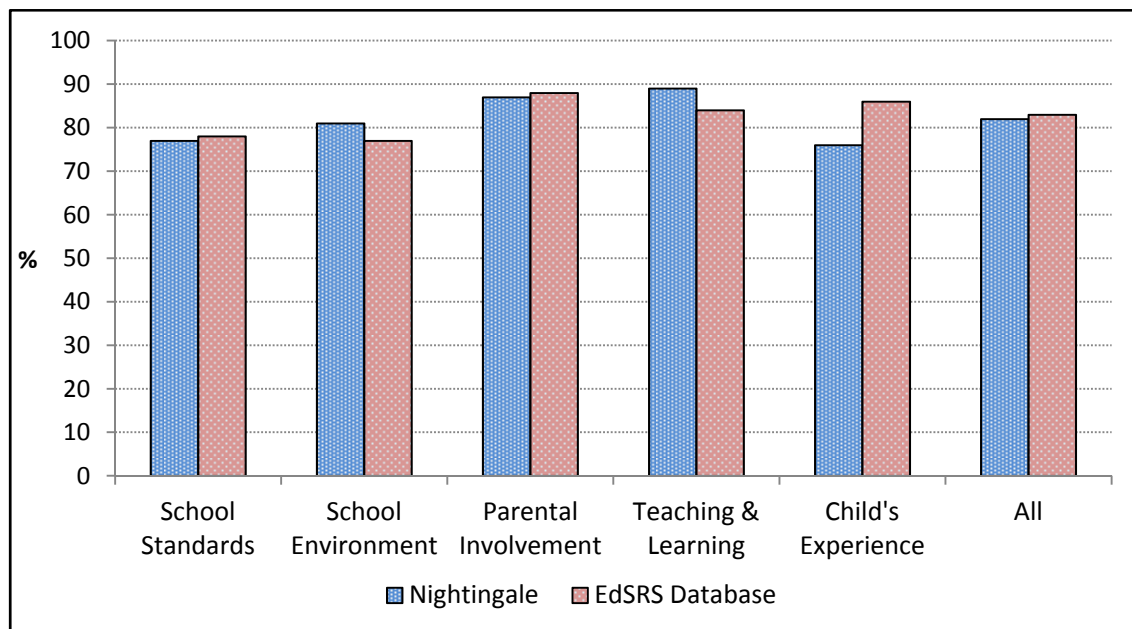
The Child's School Experience

- 75% think that their child enjoys and is happy at school all or most of the time
- 50% of parents are generally satisfied with their child's progress
- 93% say that they know who to contact should they wish to discuss their child's problems/progress
- 88% think that the education the school is giving their child is helping him/her to prepare for his/her future life.

Comparative Data

In the Parent Survey report, the school's figure for each question is compared to the average percentage of responses received to the relevant question from Keele EdSRS parent surveys conducted nationally. Additional information for the report is obtained by analysing groups of questions together in order to identify attitudinal differences in respect of the above five areas: school standards, the school environment, parental involvement, teaching and learning, and the child's school experience. This technique allows for a broad-brush approach to interpreting the data, which facilitates comparison between schools.

The following chart summarises Nightingale's overall figure from each of the five categories, together with the EdSRS national database average (based on responses from three thousand primary and eight thousand secondary school parents/carers):



Education Survey & Research Service

Parent Survey

Nightingale Community Academy

2019

1 Background to the Survey

Founded in 1989 by Tim Brighouse, the Keele survey service has an established reputation for the support it gives to schools with a range of attitudinal surveys. These independent surveys give pupils, parents,¹ teachers, support staff and governors a platform to voice their opinions, and provide a means of measuring stakeholder satisfaction with education in schools.

Evidence from school effectiveness research indicates that parental involvement is a key ingredient in children's education. The extent to which parents can reinforce educational values and actively support the teachers' task is crucial for their own children. Seeking the views of parents, along with those of other 'stakeholders' of the school, is also of vital importance for informing the school's self-evaluation process and leading to improved school performance.² This survey, therefore, focuses on parents' attitudes to their children's school experiences. It seeks their perceptions of a broad cross-section of school life. It examines the way in which parent attitude varies according to the school year of the child in the following broad areas:

- the school and its standards
- the school environment and provision
- the extent of parental involvement
- the effectiveness of teaching and learning, and
- the quality of the child's experience in the school.

The survey also presents the findings in an additional section relating them to the following categories used in Ofsted's evaluation schedule³:

- outcomes for pupils
- the quality of teaching, learning and assessment
- personal development, behaviour and welfare, and
- the effectiveness of leadership and management.

¹ Please note that, throughout this report, 'parents' refers to mothers, fathers and/or carers.

² Ofsted (2005). Parents' satisfaction with schools.

³ Ofsted (2018). School inspection handbook.

2 Methodology

The questionnaire is usually administered either in paper format or online to a random sample of parents of pupils in each year group in the school (but can be administered to all parents). Schools participating in the Keele survey are not randomly selected, but are, for the most part, maintained secondary schools from a wide range of social and geographical locations in rural, suburban, urban and inner city situations. In the case of Nightingale Community Academy, 58 questionnaires were completed which could be analysed by the school year of the child.

Each question in the questionnaire is analysed individually (Appendix 1, Table 1) showing the range of response, and tabulating the responses in respect of the age group of the child in the school. A particular feature of Keele attitudinal surveys is that they facilitate a comparison with schools nationally. Keele datasets include responses of more than fifty thousand parents. These datasets are reviewed annually in order to provide up-to-date comparative figures which allow schools to monitor their own outcomes year on year and to compare their outcomes with those of other schools nationally. Keele database averages used in secondary parent reports include responses from three thousand primary and eight thousand secondary school parents surveyed between 2016 and 2019.

Figures 1 to 31 in Appendix 2 provide the school with comparative data in diagrammatic form. Figures 1 to 30 present the school's data for each question together with Keele database averages (in both primary and secondary phases). This enables the school to see how responses to each question compare between different year groups. Additional information is obtained by analysing groups of questions together. From this information, categories are constructed (Figures 31: primary, secondary and all years) to identify attitudinal differences in respect of the five areas identified above. This technique allows for a broad-brush approach to interpreting the data, which facilitates comparison between schools.⁴

In Appendix 3, there are three summary tables. Table 2 provides comparisons where available with (up to three) previous Keele parent surveys carried out at the school. Table 3a is a summary of figures used in the report section, providing comparisons with database averages⁵, and, where available, with figures from the previous Keele pupil survey carried out at the school. Table 3b provides a summary of the percentage differences between the sets of figures in Table 3a.

In Appendix 4, schools are provided with a transcript of parents' comments taken from the questionnaires. This qualitative data is offered in support to the statistical data given by the questionnaire analysis. (Note: comments may have been amended in this transcript in order to maintain confidentiality.)

⁴ *Caveat*: direct comparison in some areas is not appropriate at Nightingale Community Academy.

⁵ Combined primary and secondary phase averages have been used throughout this report.

3 Main Findings of the Survey at Nightingale

(Analysis is included in Appendix 1, Table 1)

Figures in brackets following the school figure indicate the average percentage of responses to the relevant question from the Keele parent database. The first figure is, therefore, your school and the one in brackets the database average.

3.1 The School Standards

At Nightingale, 75% (80%) of parents responding to the survey agree that the school is achieving high educational standards, and 77% (93%) say that they would recommend the school to friends. 91% (83%) of respondents think that the school has high quality leadership, and 90% (79%) agree that the school maintains high standards of behaviour among the pupils. The school rules are seen as fair and reasonable by 93% (87%), and 100% (86%) agree that the school recognises and rewards good work or behaviour. On the other hand, 52% (27%) think that pupils disrupting lessons in school is a **particular** problem.

3.2 The School Environment and Provision

At Nightingale, 97% (94%) of parents responding to the survey agree that the school is a safe and secure environment for pupils. 84% (59%) think that the school deals firmly with bullying.

81% (71%) of respondents agree that healthy food and drink are made available in school. 89% (80%) agree that there is ample opportunity to take part in sport at Nightingale. 57% (78%) think that the school provides good out of hours services for pupils (e.g. clubs, activities, and extra-curricular learning opportunities).

The school is seen as well furnished and resourced by 82% (81%) of parents, and 81% (76%) believe it to be well equipped with computers and computer software. 79% (77%) agree that the school has sufficient books and equipment to enable good teaching and learning.

3.3 Parental Involvement

At Nightingale, 91% (86%) of parents responding to the survey feel that they have enough information about the school. 84% (83%) say that they find the reports provided by the school on their child's progress useful.

At Nightingale, 84% (98%) of parents say that they regularly attend parents' evenings/progress report or review days to discuss their child's progress with the teachers. When discussing their child's work and progress with teachers, 89% (84%) of respondents feel that they are treated like a partner in their child's education all or most of the time.

3.4 Teaching and Learning

At Nightingale, 88% (85%) of parents responding to the survey agree that standards of teaching in the school are high in most cases. 80% (68%) think that the teachers keep good control in the classroom. 95% (85%) agree that the teachers praise and encourage the pupils, and 100% (93%) agree that teachers expect the pupils to work hard.

At Nightingale, 96% (96%) of respondents feel that their child is well cared for at school. 75% (77%) think that discipline in the school is about right. 88% (85%) agree that most teachers are respected by the pupils.

3.5 The Child's School Experience

75% (88%) of parents at Nightingale think that their child enjoys and is happy at school all or most of the time. 50% (85%) of parents are generally satisfied with their child's progress.

The majority of respondents, 88% (87%), think that the education that the school is giving their child is helping him/her to prepare for his/her future life. 93% (94%) of parents say that they know who to contact should they wish to discuss their child's problems/progress.

4 School Self-Evaluation

School self-evaluation is a crucial part of schools' on-going cycle of review and improvement planning and is acknowledged as such by Ofsted.⁶ To assist with a self-evaluation summary, the following sections present Keele survey findings in the four key areas used in Ofsted's judgment of the overall effectiveness and quality of education provided in a school.⁷

4.1 Outcomes for Pupils

Ofsted inspectors take account of the progress of pupils in all year groups, and evaluate pupils' academic and vocational achievement across the curriculum. Evidence gathered by inspectors should include the views of parents, pupils and staff. The following findings from the Keele Parent Survey are related to parents' views about their children's progress and achievements at Nightingale.

At Nightingale, 50% (85%) of parents are generally satisfied with their child's progress, and 75% (88%) think that their child enjoys and is happy at school all or most of the time. 88% (87%) of parents think that the education that the school is giving their child is helping him/her to prepare for his/her future life. 57% (78%) think that the school also provides good out of hours services for pupils (e.g. clubs, activities, and extra-curricular learning opportunities).

4.2 Quality of Teaching, Learning and Assessment

Ofsted inspectors supplement direct observation with a range of other evidence, including the views of pupils, parents and staff, to enable them to evaluate the effectiveness of teaching, learning and assessment in schools. The following findings from the Keele Parent Survey are related to parents' views about the quality of teaching at Nightingale.

At Nightingale, 88% (85%) of parents agree that standards of teaching in the school are high in most cases. 100% (93%) agree that teachers expect the pupils to work hard, and 95% (85%) agree that the teachers praise and encourage the pupils. 80% (68%) think that the teachers keep good control in the classroom, and 88% (85%) agree that most teachers are respected by the pupils.

⁶ See, for example, the Ofsted Briefing '*Preparing a school self-evaluation summary*', April 2014.

⁷ Ofsted's School inspection handbook, September 2018.

79% (77%) of parents agree that the school has sufficient books and equipment to enable good teaching and learning. 81% (76%) believe it to be well equipped with computers and computer software.

4.3 Personal Development, Behaviour and Welfare

The following findings from the Keele Parent Survey are related to parents' views about the behaviour and safety of pupils at Nightingale.

At Nightingale, 90% (79%) of parents responding to the survey agree that the school maintains high standards of behaviour among the pupils. 75% (77%) think that discipline in the school is about right, and the school rules are seen as fair and reasonable by 93% (87%). 100% (86%) of parents agree that the school recognises and rewards good work or behaviour, but 52% (27%) think that pupils disrupting lessons in school is a **particular** problem.

At Nightingale, 96% (96%) of respondents feel that their child is well cared for at school. 97% (94%) agree that the school is a safe and secure environment for pupils. 84% (59%) think that the school deals firmly with bullying.

4.4 Effectiveness of Leadership and Management

As detailed in Ofsted's (2018) 'School inspection handbook',⁸ inspectors focus on the effectiveness of leadership and management at all levels and consider important aspects such as:

- the leaders' and governors' vision and ambition for the school and how these are communicated to staff, parents and pupils
- the rigour and accuracy of self-evaluation and how well it leads to planning that secures continual improvement
- how well leaders ensure that the school has a motivated, respected and effective teaching staff to deliver a high quality education for all pupils ...
- how well leaders and governors engage with parents, carers and other stakeholders and agencies to support all pupils.

⁸ Reference to the 'School inspection handbook: Handbook for inspecting schools in England under section 5 of the Education Act 2005, September 2018' has been made throughout Section 4 when detailing the key areas used in Ofsted's judgment of the quality of education provided in a school.

According to Ofsted, for the effectiveness of leadership and management to be judged outstanding:

‘Leaders and governors have a deep, accurate understanding of the school’s effectiveness informed by the views of pupils, parents and staff. They use this to keep the school improving by focusing on the impact of their actions in key areas.’⁹

The findings from the range of Keele attitudinal surveys therefore produce valuable evidence in the above areas. For example, the Keele teacher and support staff surveys ask for their views on: the quality of schooling, the school’s leadership team, the support they receive, and relationships between staff and pupils.

The Keele pupil and parent surveys monitor and evaluate the satisfaction of pupils and their parents, and the findings can also form part of robust self-evaluation.

The following findings from the Keele Parent Survey are related to parents’ views about the quality of leadership in, and management of, Nightingale.

At Nightingale, 91% (83%) of parents responding to the Keele survey think that the school has high quality leadership. 75% (80%) agree that the school is achieving high educational standards, and 77% (93%) say that they would recommend the school to friends. 84% (83%) say that they find the reports provided by the school on their child’s progress useful.

With respect to the engagement of parents, the survey findings show that, at Nightingale, 89% (84%) of respondents feel that they are treated like a partner in their child’s education all or most of the time. 84% (98%) say that they regularly attend parents’ evenings/progress report or review days to discuss their child’s progress with the teachers. 91% (86%) of parents feel that they have enough information about the school, and 93% (94%) of parents say that they know who to contact should they wish to discuss their child’s problems/progress.

⁹Ofsted (2018) School inspection handbook: Handbook for inspecting schools in England under section 5 of the Education Act 2005, page 47.

5 Some Implications of the Survey

Guidance to schools, from sources such as the Department for Education and Ofsted, promotes the view that on-going consultation with the whole school community is an essential feature of effective school self-evaluation and a crucial source of information to inform planning for future school development. In this context, 'successful' schools make every effort to communicate with parents about their school improvement priorities and regularly inform them of the success or otherwise of the school's efforts to address these. According to Ofsted:

Inspectors also have a statutory duty to have regard to the views of parents. ... Inspectors will also take into account any other evidence from parents, including the results of any past surveys the school has carried out or commissioned.¹⁰

The Keele research findings, based on analysis of all parent surveys, suggest that, when consulted, most parents are supportive of the school their child attends and express a high degree of satisfaction with work the school is doing overall.

Education Survey & Research Service
Keele
2019

¹⁰ Ofsted's school inspection handbook (September 2018), pages 23-24.

APPENDICES

Nightingale Community Academy

Table 1
Parent Survey Responses

	School Year of Child																	
	Yrs 2-4		Yrs 5-6		Year 7		Year 8		Year 9		Year 10		Year 11		Yrs 12-13		All	
	No.	%	No.	%	No.	%	No.	%	No.	%	No.	%	No.	%	No.	%	No.	%
All	6	100	8	100	5	100	6	100	7	100	9	100	11	100	6	100	58	100
Q1. The school is a safe and secure environment for the children																		
strongly agree	2	33	3	38	2	40	4	67	4	57	2	22	3	27	5	83	25	43
agree	4	67	5	63	2	40	2	33	3	43	7	78	7	64	1	17	31	53
not sure					1	20											1	2
disagree													1	9			1	2
strongly disagree																		
Q2. The school has high quality leadership																		
strongly agree	2	33	3	38	1	20	3	50	4	67	3	33	4	36	5	83	25	44
agree	4	67	5	63	3	60	2	33	2	33	4	44	6	55	1	17	27	47
not sure					1	20	1	17			2	22					4	7
disagree													1	9			1	2
strongly disagree																		
Q3. Standards of teaching in the school are high in most cases																		
strongly agree	3	50	4	50	1	20	4	67	1	20	1	11	5	45	4	67	23	41
agree	2	33	4	50	3	60	2	33	3	60	5	56	5	45	2	33	26	46
not sure	1	17			1	20			1	20	3	33					6	11
disagree													1	9			1	2
strongly disagree																		
Q4. The school is generally well furnished and resourced																		
strongly agree	1	17	1	13	1	20	2	33	1	17	2	22	3	27	4	67	15	26
agree	4	67	6	75	3	60	3	50	2	33	7	78	5	45	2	33	32	56
not sure	1	17	1	13	1	20	1	17	2	33			3	27			9	16
disagree									1	17							1	2
strongly disagree																		
Q5. The school has sufficient books and equipment to enable good teaching and learning																		
strongly agree	1	17	1	13	1	20	4	67	1	17	1	11	4	36	2	40	15	27
agree	3	50	5	63	3	60	2	33	3	50	5	56	6	55	2	40	29	52
not sure	2	33	2	25	1	20			2	33	3	33	1	9	1	20	12	21
disagree																		
strongly disagree																		
Q6. The school is well equipped with computers and computer software																		
strongly agree	1	20	1	13	1	20	5	83	3	43	3	33	4	36	4	67	22	39
agree	2	40	5	63	2	40	1	17	3	43	4	44	5	45	2	33	24	42
not sure	2	40	2	25	2	40			1	14	2	22	2	18			11	19
disagree																		
strongly disagree																		

**Table 1 (cont.)
Parent Survey Responses**

	School Year of Child																		
	Yrs 2-4		Yrs 5-6		Year 7		Year 8		Year 9		Year 10		Year 11		Yrs 12-13		All		
	No.	%	No.	%	No.	%	No.	%	No.	%	No.	%	No.	%	No.	%	No.	%	
Q7. The school is achieving high educational standards																			
strongly agree	1	20	1	13	1	20	3	50	2	33	1	13	5	45	3	50	17	31	
agree	2	40	6	75	2	40	2	33	3	50	3	38	3	27	3	50	24	44	
not sure	2	40			2	40	1	17	1	17	3	38	1	9			10	18	
disagree			1	13							1	13	2	18			4	7	
strongly disagree																			
Q8. School rules are fair and reasonable																			
strongly agree	2	33	3	38	1	20	4	67	4	57	2	25	3	27	4	67	23	40	
agree	4	67	5	63	3	60	2	33	3	43	5	63	6	55	2	33	30	53	
not sure											1	13	1	9			2	4	
disagree					1	20							1	9			2	4	
strongly disagree																			
Q9. The school deals firmly with bullying																			
strongly agree	1	20	1	13	1	20	3	50	3	43	2	22	4	36	4	67	19	33	
agree	1	20	6	75	4	80	3	50	4	57	4	44	5	45	2	33	29	51	
not sure	3	60									3	33	1	9			7	12	
disagree			1	13													1	2	
strongly disagree													1	9			1	2	
Q10. The school maintains high standards of behaviour among pupils																			
strongly agree	2	33	1	13	1	20	5	83	3	43	3	33	4	36	4	67	23	40	
agree	2	33	6	75	3	60	1	17	4	57	5	56	6	55	2	33	29	50	
not sure	2	33	1	13							1	11					4	7	
disagree																			
strongly disagree					1	20							1	9			2	3	
Q11. The teachers expect the pupils to work hard																			
strongly agree	3	50	4	57	1	20	4	67	4	57	2	22	5	45	4	67	27	47	
agree	3	50	3	43	4	80	2	33	3	43	7	78	6	55	2	33	30	53	
not sure																			
disagree																			
strongly disagree																			
Q12. The teachers praise and encourage the pupils																			
strongly agree	3	60	6	75	2	40	5	83	5	71	2	22	6	55	5	83	34	60	
agree	2	40	2	25	3	60	1	17	1	14	5	56	5	45	1	17	20	35	
not sure									1	14	2	22					3	5	
disagree																			
strongly disagree																			
Q13. The teachers keep good control in the classroom																			
strongly agree	2	40	3	38			4	67	3	43	1	13	2	18	4	67	19	34	
agree	2	40	5	63	2	40	1	17	3	43	4	50	7	64	2	33	26	46	
not sure	1	20			2	40	1	17	1	14	3	38	1	9			9	16	
disagree					1	20							1	9			2	4	
strongly disagree																			

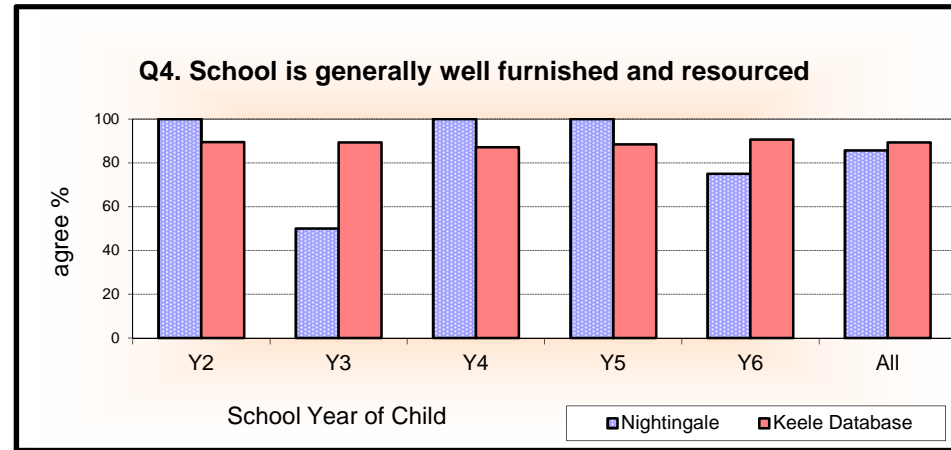
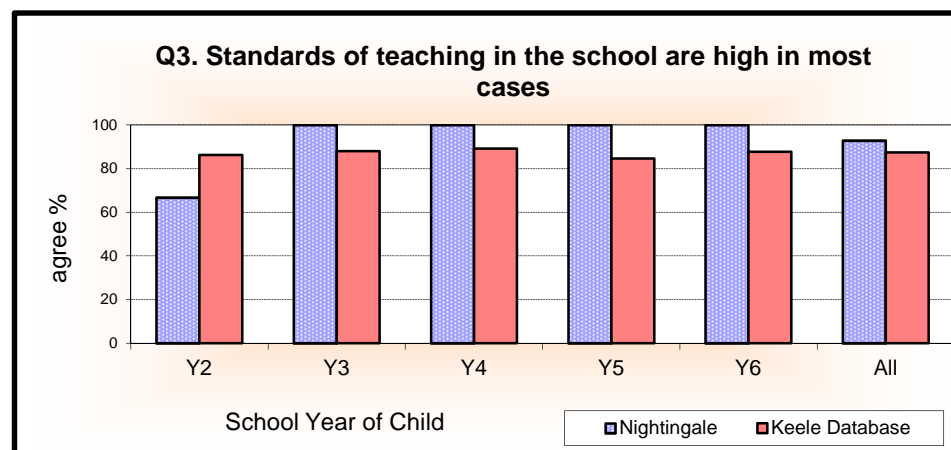
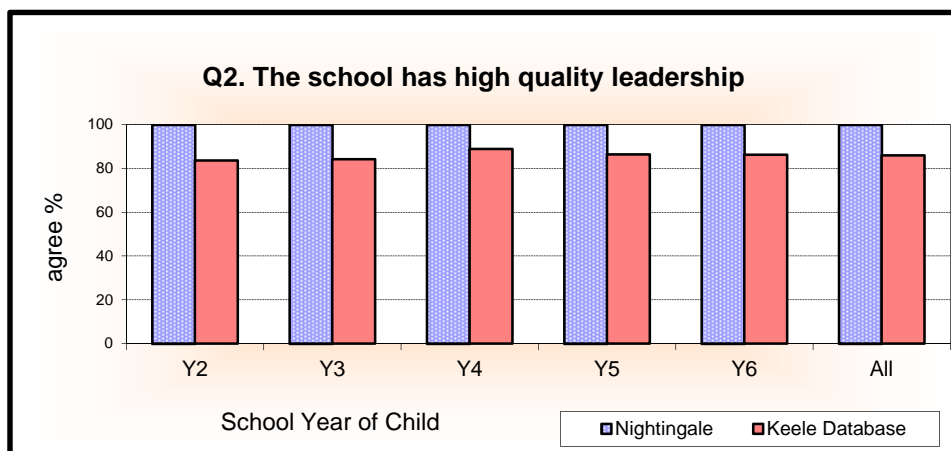
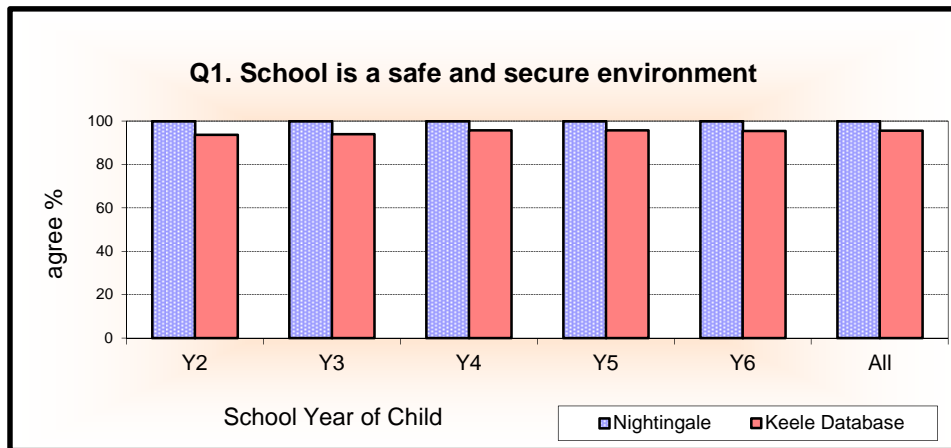
**Table 1 (cont.)
Parent Survey Responses**

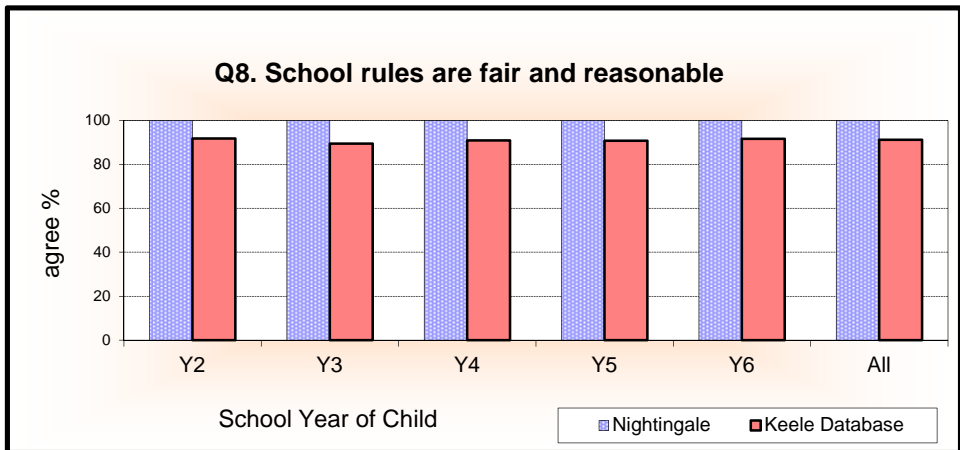
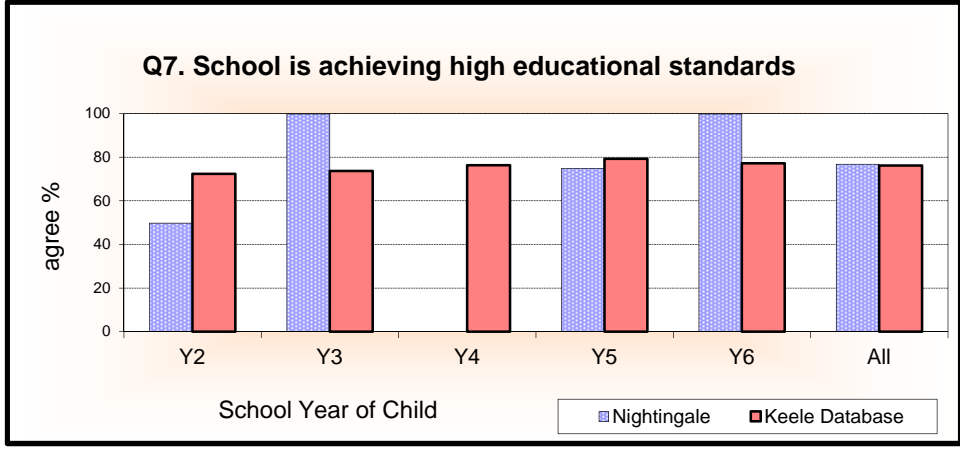
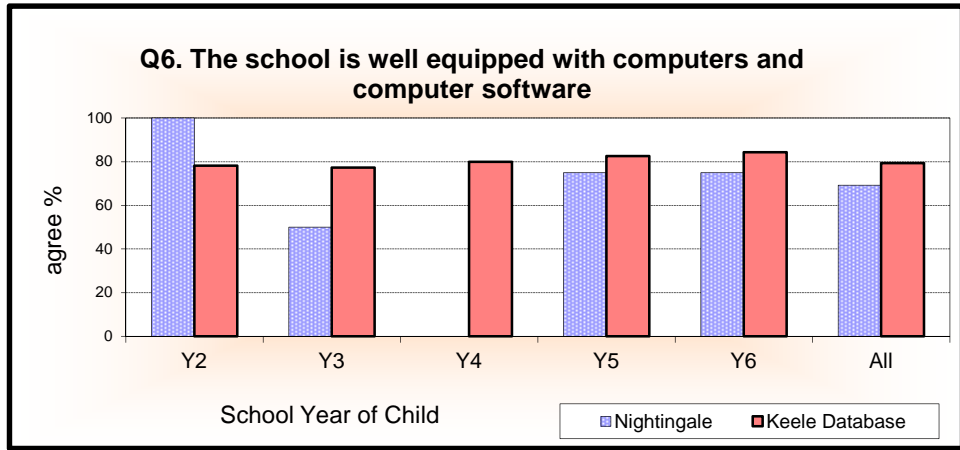
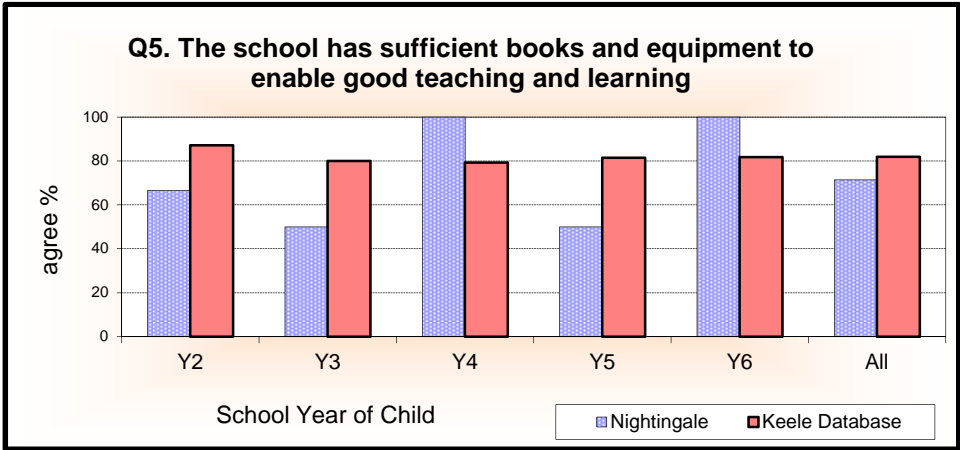
	School Year of Child																	
	Yrs 2-4		Yrs 5-6		Year 7		Year 8		Year 9		Year 10		Year 11		Yrs 12-13		All	
	No.	%	No.	%	No.	%	No.	%	No.	%	No.	%	No.	%	No.	%	No.	%
Q14. Pupils disrupting lessons in school is a particular problem																		
strongly agree			2	33	1	25	1	33	1	17	1	14	1	13			7	17
agree			3	50					4	67	3	43	4	50	1	33	15	36
not sure	5	100	1	17	1	25	2	67	1	17	2	29	1	13			13	31
disagree					1	25							1	13	2	67	4	10
strongly disagree					1	25					1	14	1	13			3	7
Q15. The school recognises and rewards good work or behaviour																		
strongly agree	3	60	4	50	2	40	5	83	3	43	2	25	7	64	4	67	30	54
agree	2	40	4	50	3	60	1	17	4	57	6	75	4	36	2	33	26	46
not sure																		
disagree																		
strongly disagree																		
Q16. Most teachers are respected by pupils																		
strongly agree	2	33	1	13	1	20	4	67	3	50	2	22	4	36	3	50	20	35
agree	3	50	7	88	3	60	1	17	2	33	5	56	6	55	3	50	30	53
not sure	1	17			1	20	1	17	1	17	2	22	1	9			7	12
disagree																		
strongly disagree																		
Q17. The education that the school is giving my child is helping him/her to prepare for his/her future life																		
strongly agree	2	33	4	50	1	20	4	67	4	57	2	22	4	36	5	83	26	45
agree	4	67	2	25	4	80	2	33	1	14	6	67	5	45	1	17	25	43
not sure			1	13					2	29	1	11	2	18			6	10
disagree			1	13													1	2
strongly disagree																		
Q18. Healthy food and drink are made available in school																		
strongly agree	2	33	3	38	1	20	4	67	3	50	2	22	2	18	2	33	19	33
agree	3	50	4	50	3	60			2	33	6	67	6	55	3	50	27	47
not sure	1	17	1	13	1	20	2	33	1	17	1	11	3	27	1	17	11	19
disagree																		
strongly disagree																		
Q19. There is ample opportunity to take part in sport																		
strongly agree	2	40	5	63	1	20	4	67	4	67	2	29	4	40	3	50	25	47
agree	1	20	3	38	4	80	2	33	2	33	4	57	4	40	2	33	22	42
not sure	2	40									1	14	1	10	1	17	5	9
disagree													1	10			1	2
strongly disagree																		
Q20. The school provides good out of hours services for pupils																		
strongly agree			3	38			3	50	2	29	2	22	4	40	4	67	18	32
agree			2	25	2	40			3	43	3	33	3	30	1	17	14	25
not sure	2	40	2	25	2	40	3	50	2	29	2	22	2	20	1	17	16	29
disagree	1	20	1	13							2	22	1	10			5	9
strongly disagree	2	40			1	20											3	5

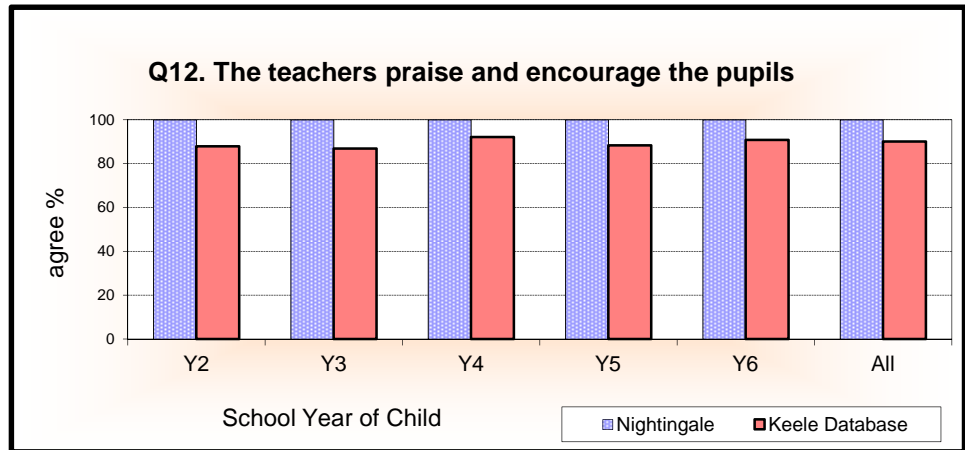
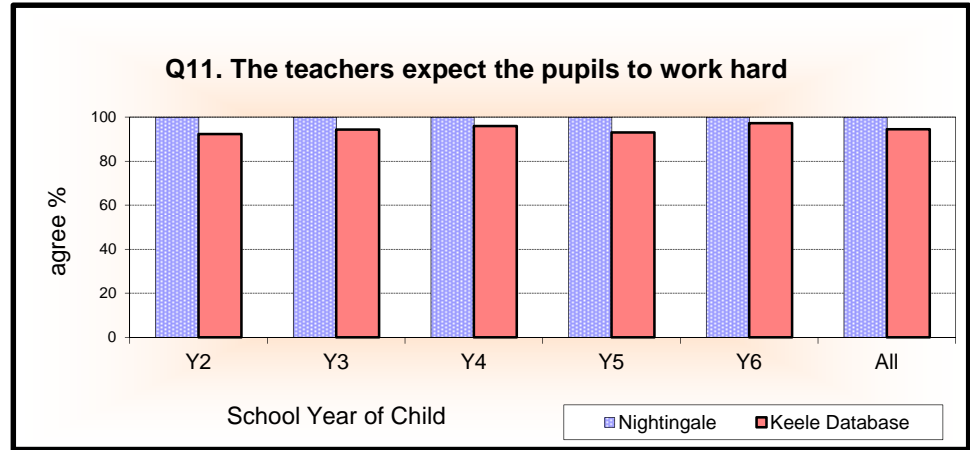
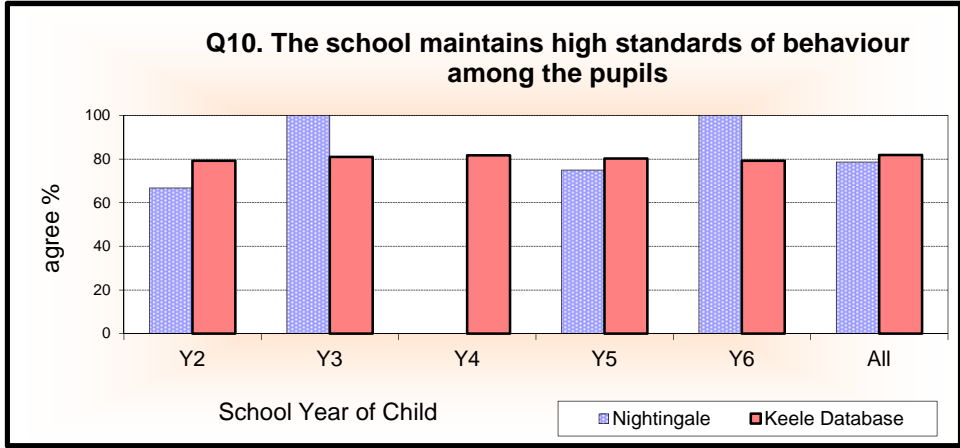
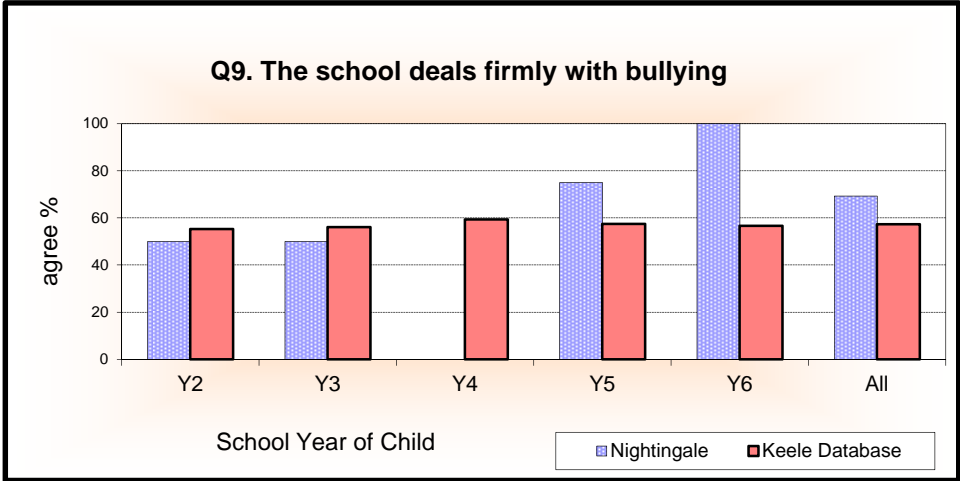
**Table 1 (cont.)
Parent Survey Responses**

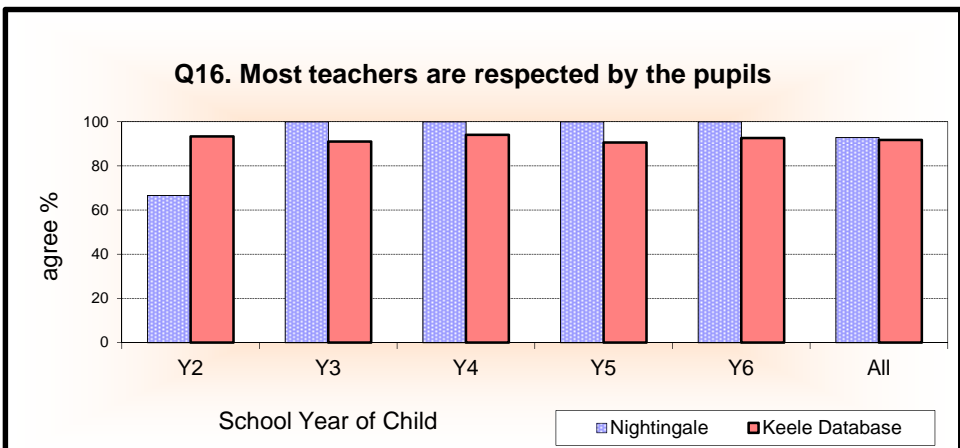
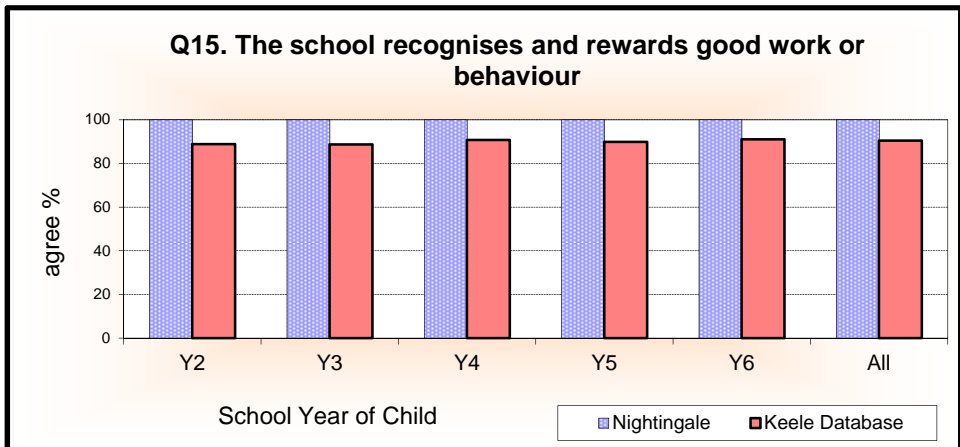
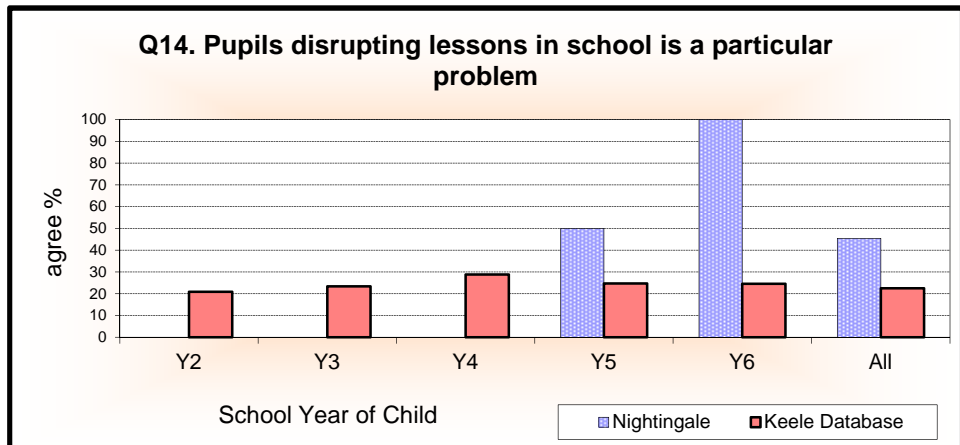
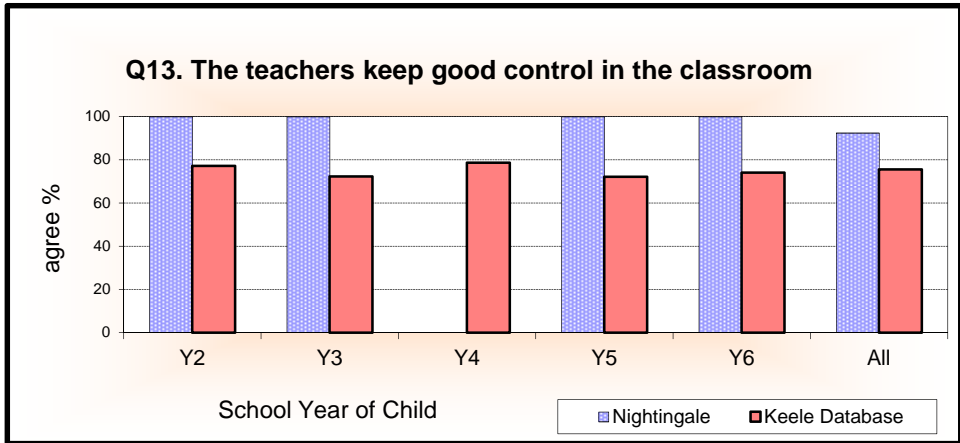
	School Year of Child									
	Yrs 2-4 No. %	Yrs 5-6 No. %	Year 7 No. %	Year 8 No. %	Year 9 No. %	Year 10 No. %	Year 11 No. %	Yrs 12-13 No. %	All No. %	
Q21. Do you feel that you have enough information about the school?										
yes	5 83	7 88	5 100	5 83	5 83	9 100	10 91	5 100	51 91	
no	1 17	1 13		1 17	1 17		1 9		5 9	
Q22. Do you know who to contact should you wish to discuss child's problems/progress?										
yes	6 100	7 88	4 80	6 100	6 100	8 89	10 91	6 100	53 93	
no		1 13	1 20			1 11	1 9		4 7	
Q23. Do you regularly attend parents' evenings/progress report or review days to discuss your child's progress with the teachers?										
yes	4 67	6 75	4 80	5 83	5 100	6 67	11 100	6 100	47 84	
no	2 33	2 25	1 20	1 17		3 33			9 16	
Q24. Do you feel your child is well cared for at school?										
yes	6 100	8 100	5 100	6 100	6 100	8 89	10 91	6 100	55 96	
no						1 11	1 9		2 4	
Q25. Would you recommend the school to your friends?										
yes	4 67	5 71	4 80	6 100	6 100	5 56	7 64	6 100	43 77	
no	2 33	2 29	1 20			4 44	4 36		13 23	
Q26. Do you find the reports provided by the school on your child's progress useful?										
yes	3 50	7 88	3 60	6 100	5 83	9 100	10 91	5 83	48 84	
no			1 20				1 9		2 4	
we have not yet received a report	3 50	1 13	1 20		1 17			1 17	7 12	
Q27. What sort of progress do you feel your child is making?										
I am satisfied in most subjects	3 50	2 29	4 80	3 60	1 25	4 50	5 56	3 50	25 50	
satisfied in some subjects	3 50	4 57		1 20	2 50	1 13	3 33	1 17	15 30	
satisfied in only a few subjects		1 14			1 25	3 38	1 11		6 12	
not satisfied			1 20	1 20				2 33	4 8	
Q28. Do you think discipline in the school is:										
too strict					1 17		1 10		2 4	
about right	5 83	6 75	2 40	4 67	5 83	7 88	6 60	6 100	41 75	
not strict enough		1 13	2 40				1 10		4 7	
don't know	1 17	1 13	1 20	2 33		1 13	2 20		8 15	
Q29. My child enjoys and is happy at school:										
always	2 33		1 20	3 50	5 83	2 22	1 9	1 20	15 27	
mostly	4 67	6 75	4 80	3 50	1 17		5 45	4 80	27 48	
sometimes		1 13				6 67	3 27		10 18	
rarely						1 11			1 2	
never		1 13					2 18		3 5	
Q30. Do you feel that you are treated like a partner in your child's education?										
always	4 67	5 63	3 60	6 100	6 100	1 11	7 64	6 100	38 67	
mostly	2 33	3 38	2 40			4 44	2 18		13 23	
sometimes						4 44	2 18		6 11	
rarely										
never										

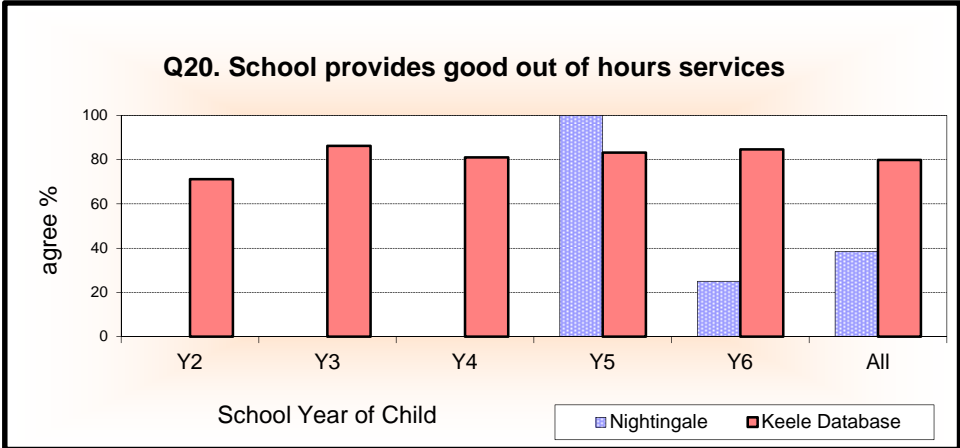
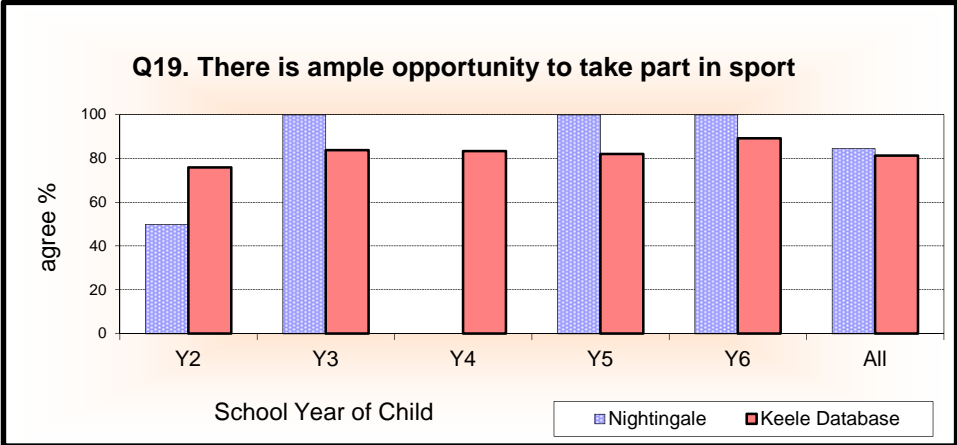
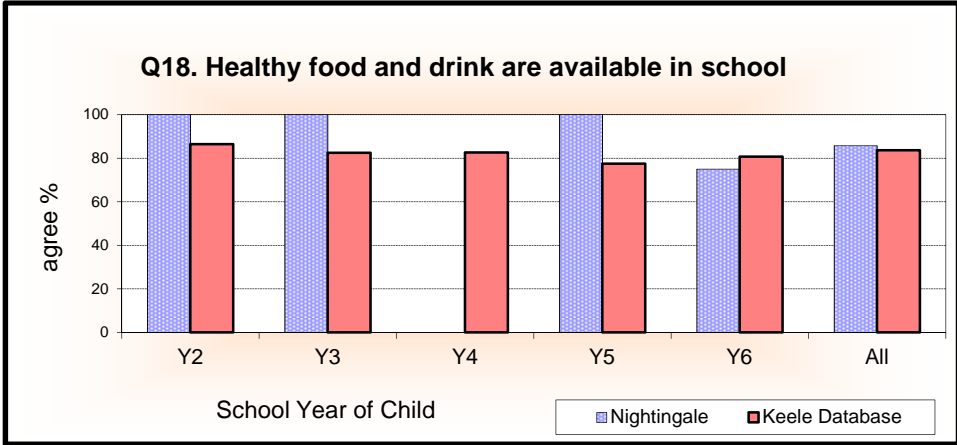
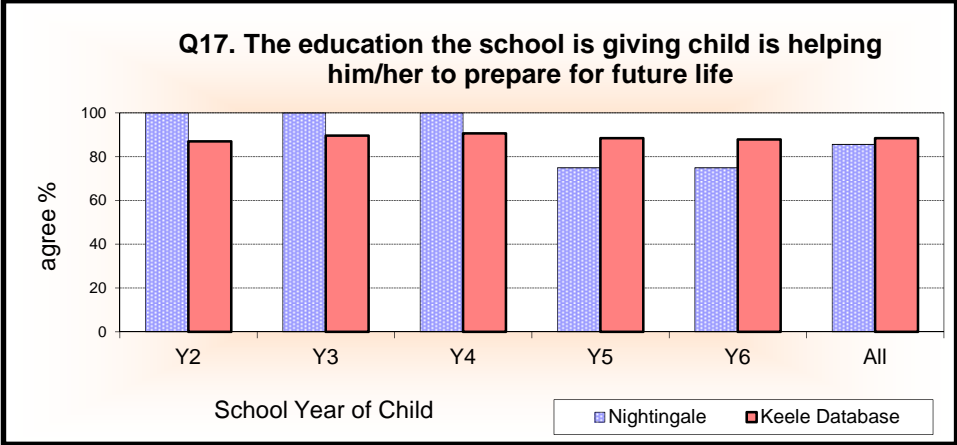
Nightingale Community School - Primary Years
Analysis of Parent Survey Questions in Diagrammatic Form

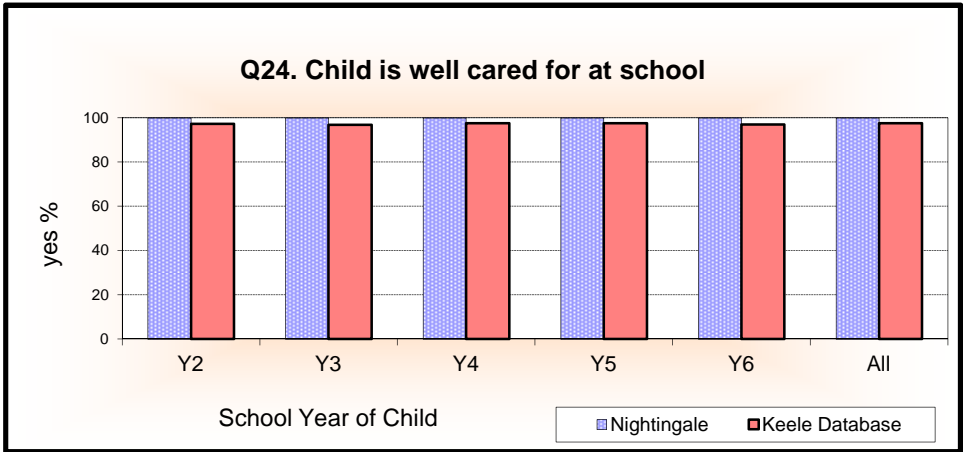
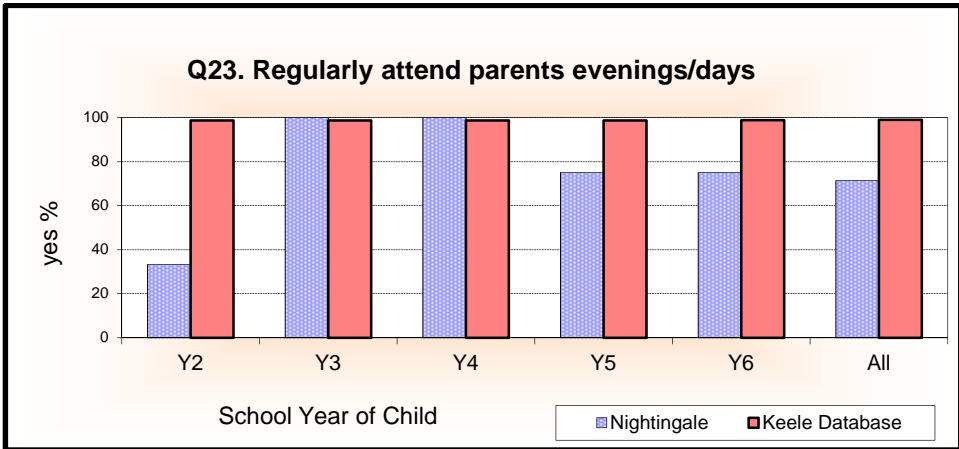
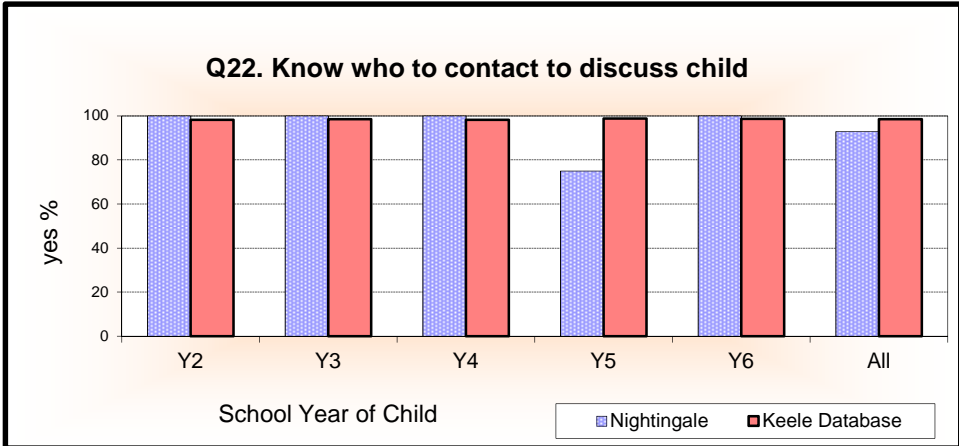
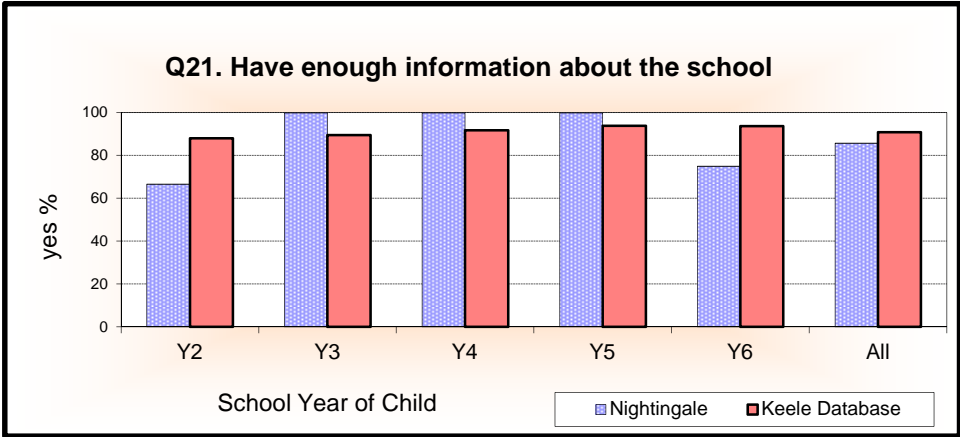


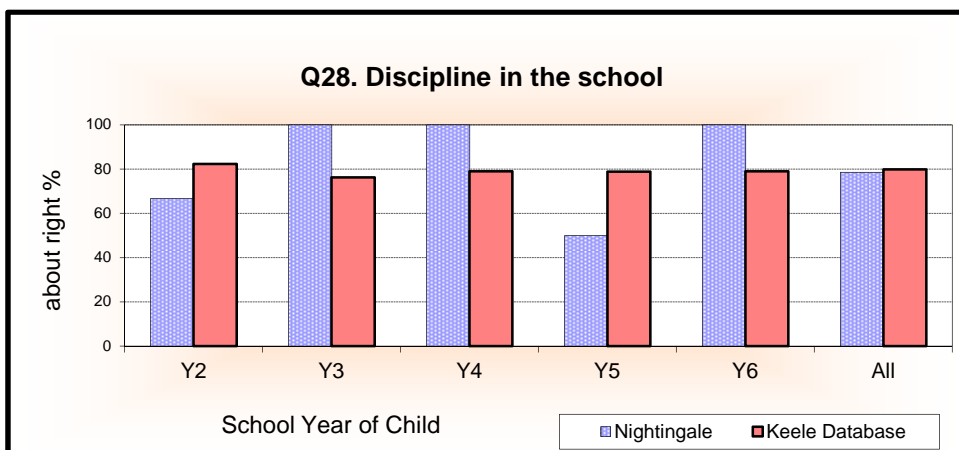
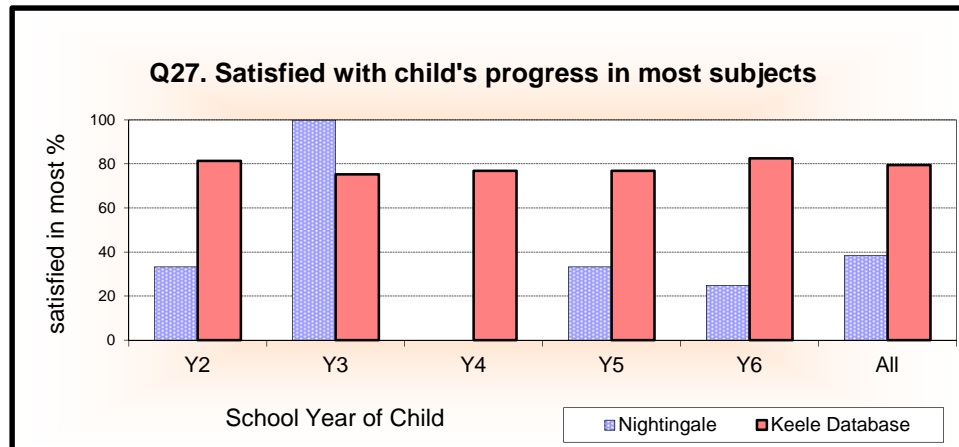
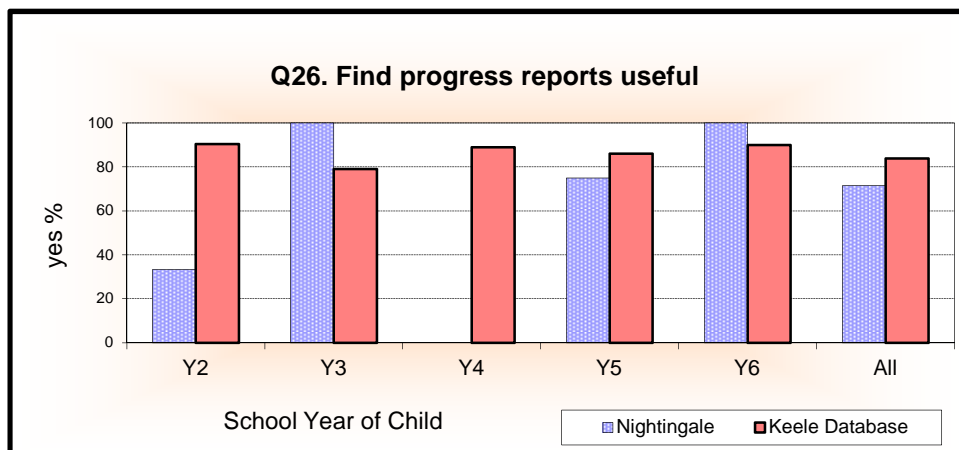
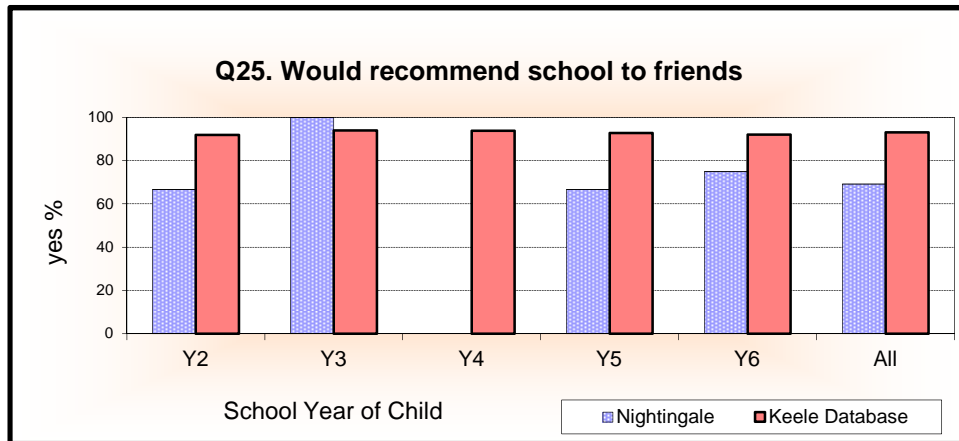


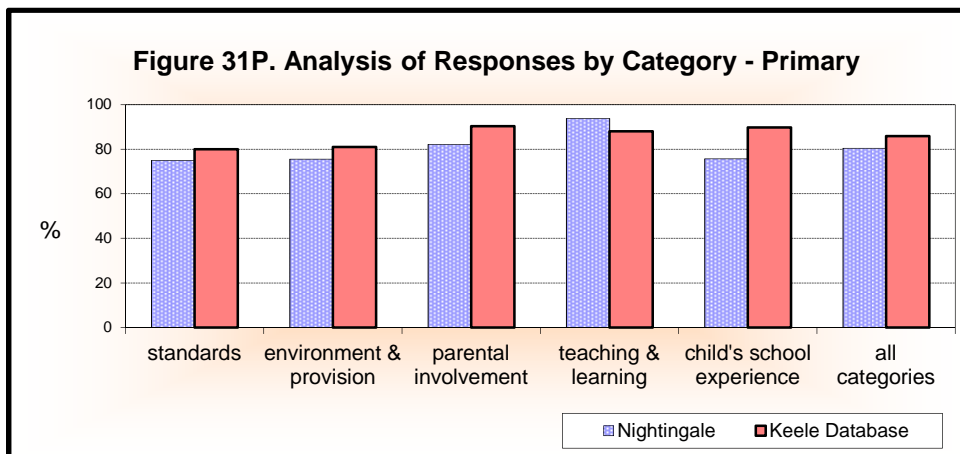
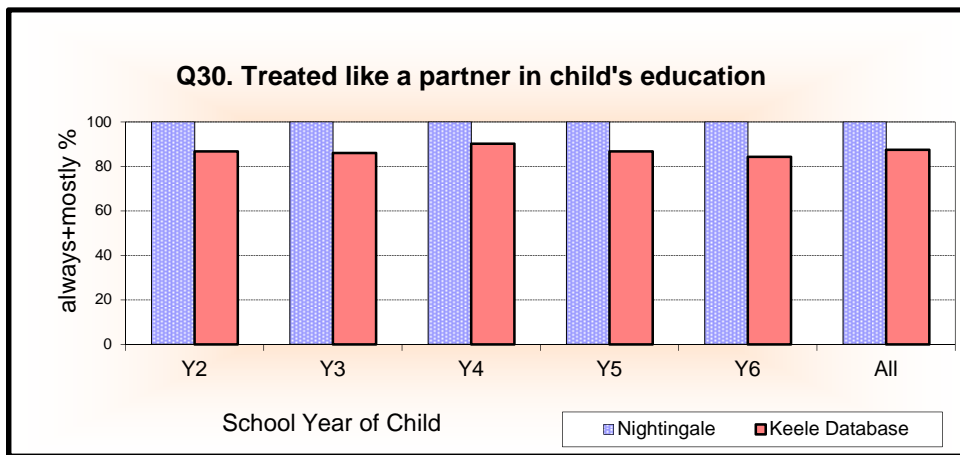
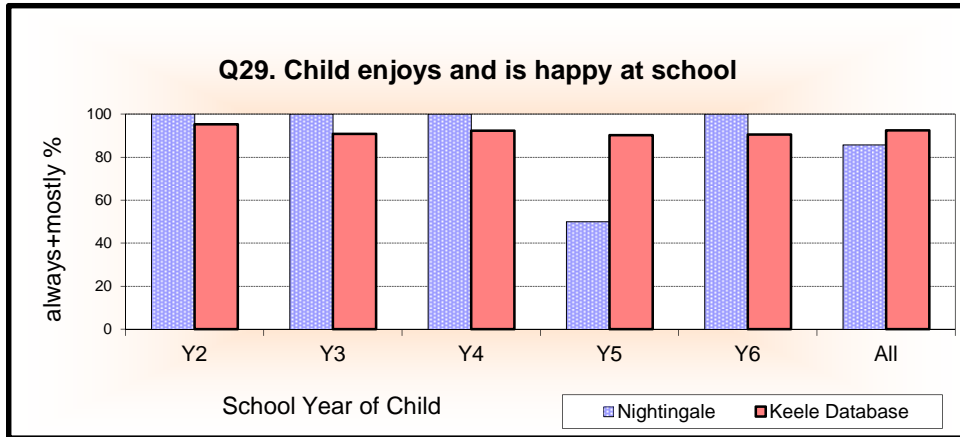




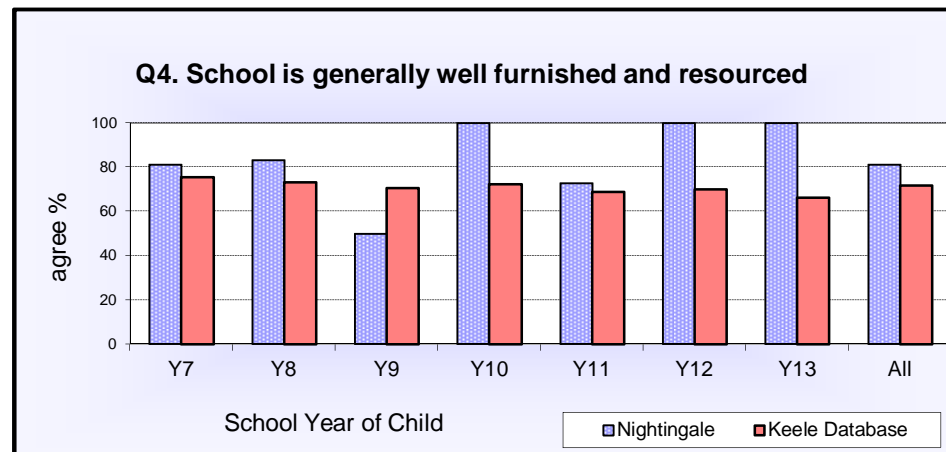
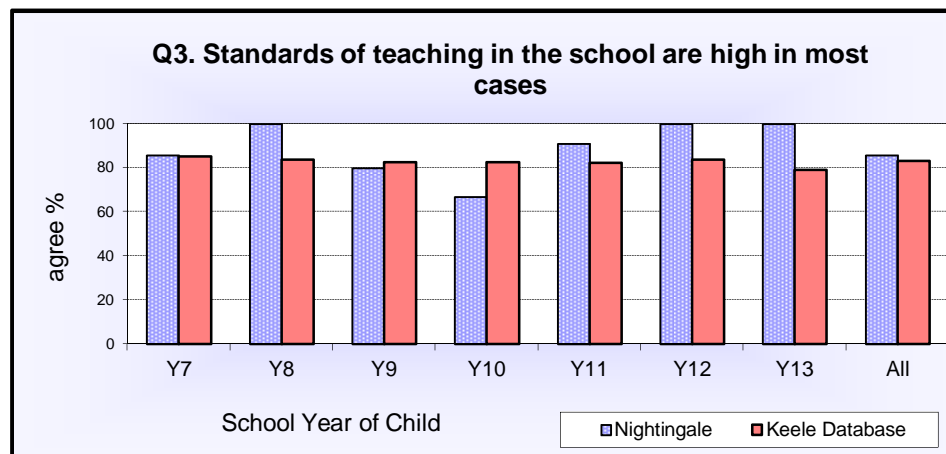
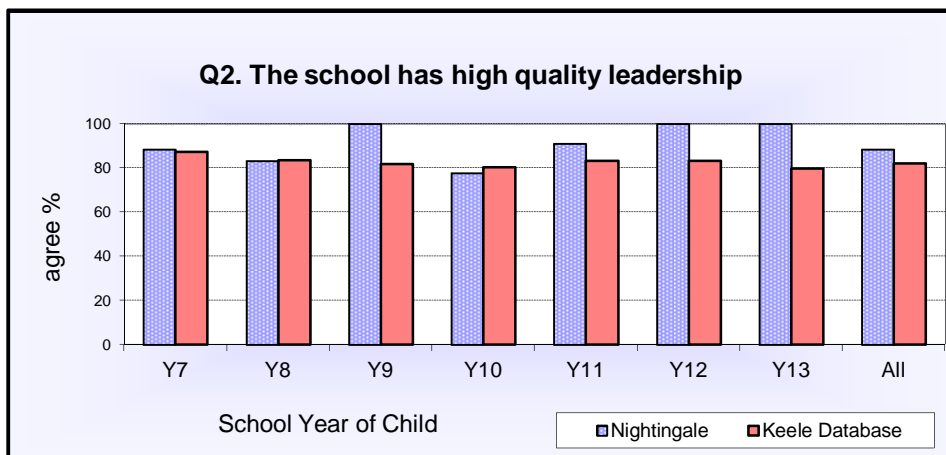
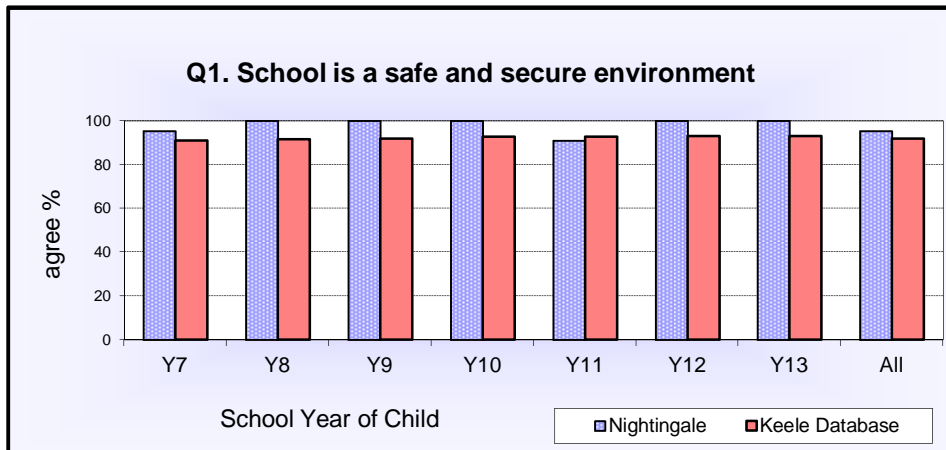


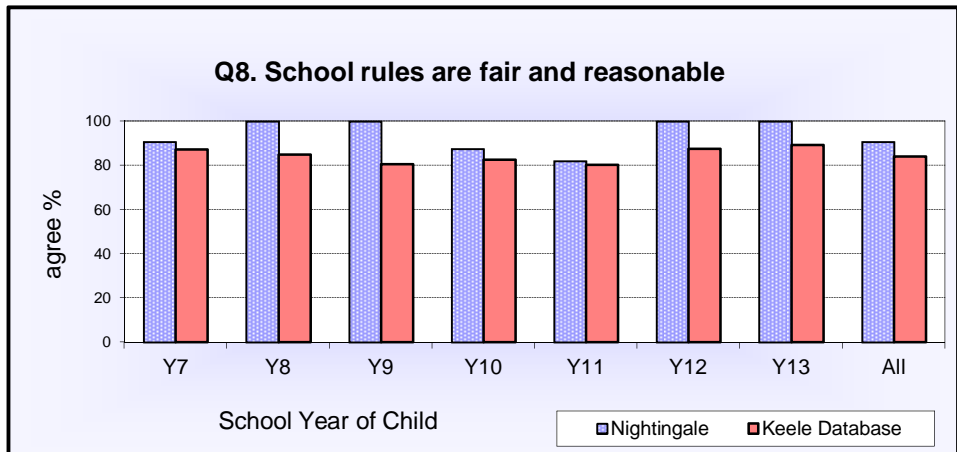
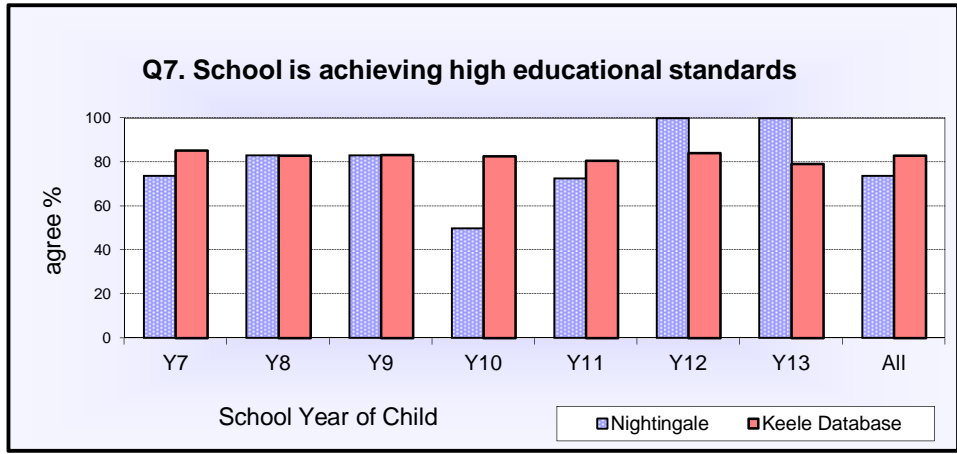
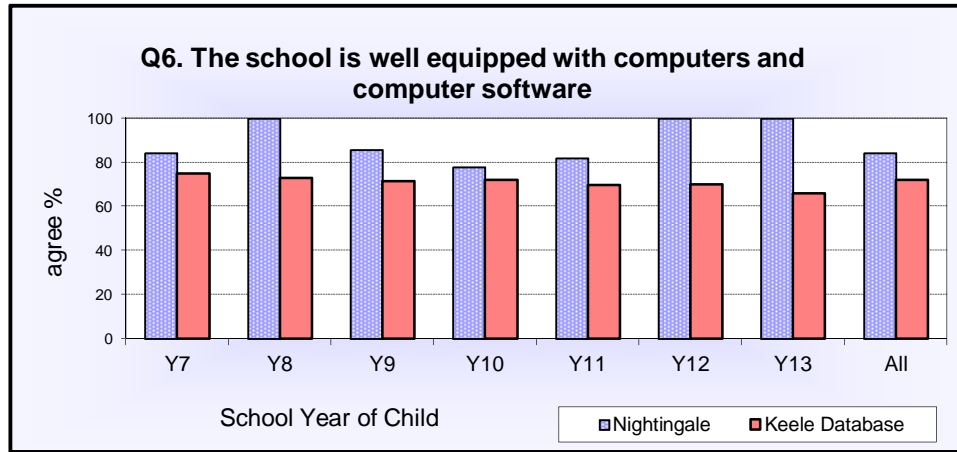
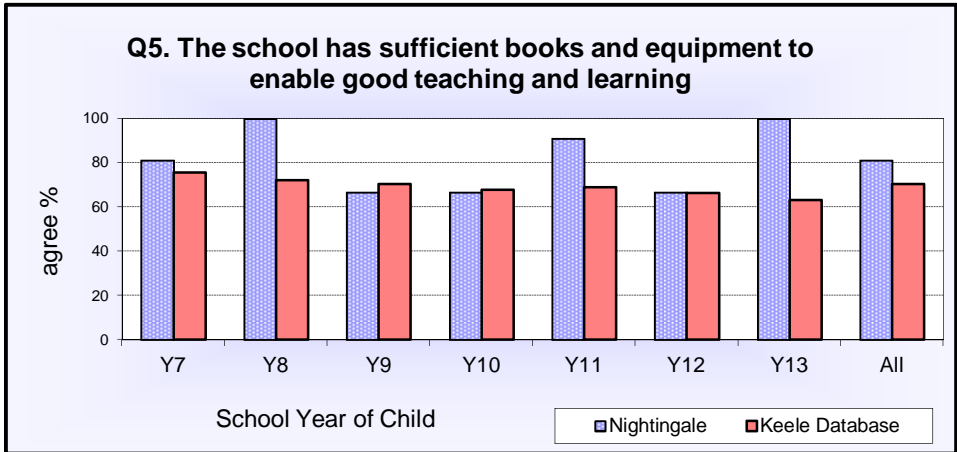


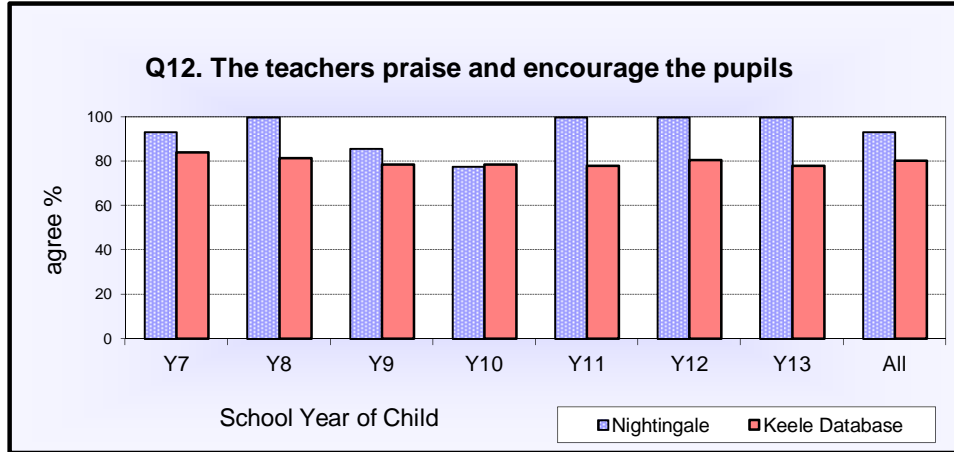
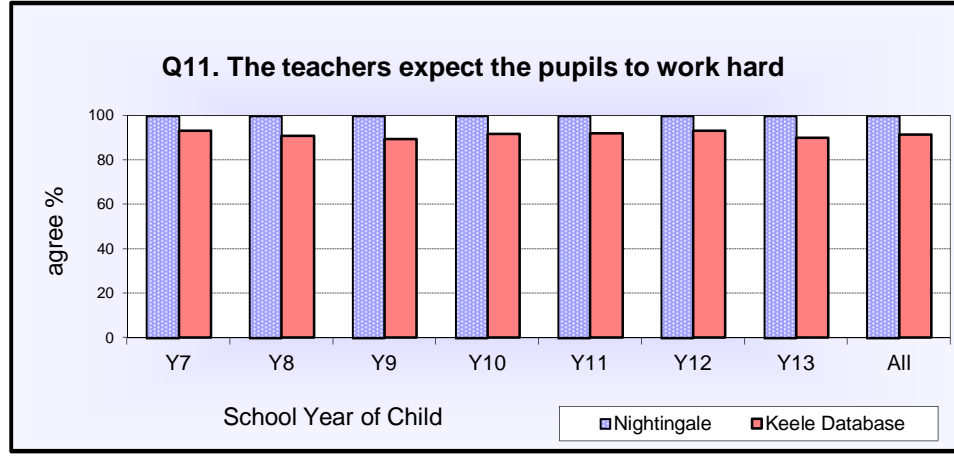
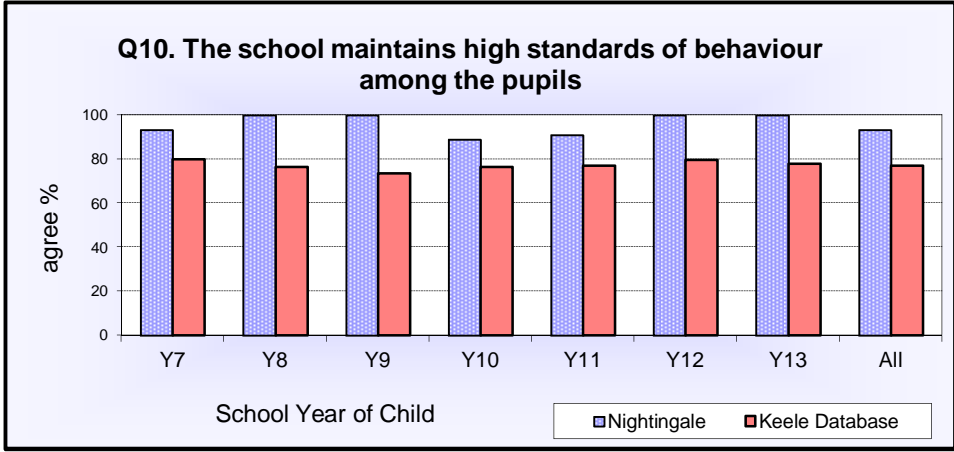
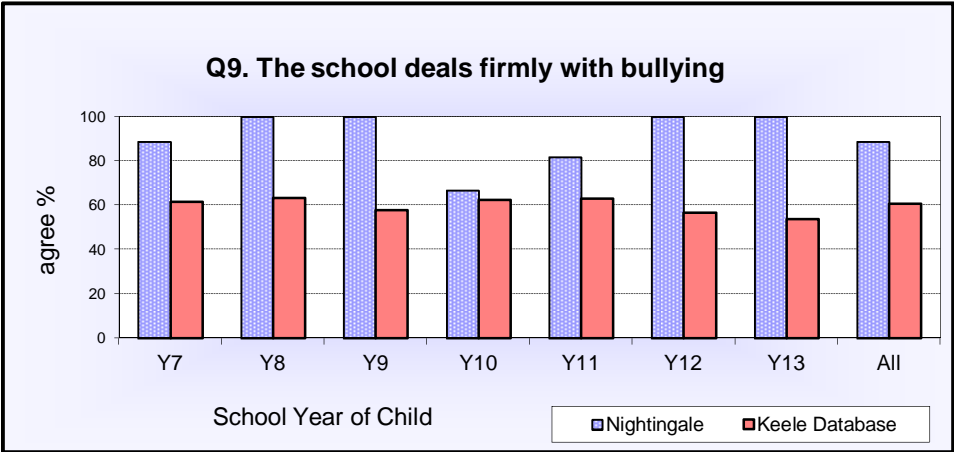


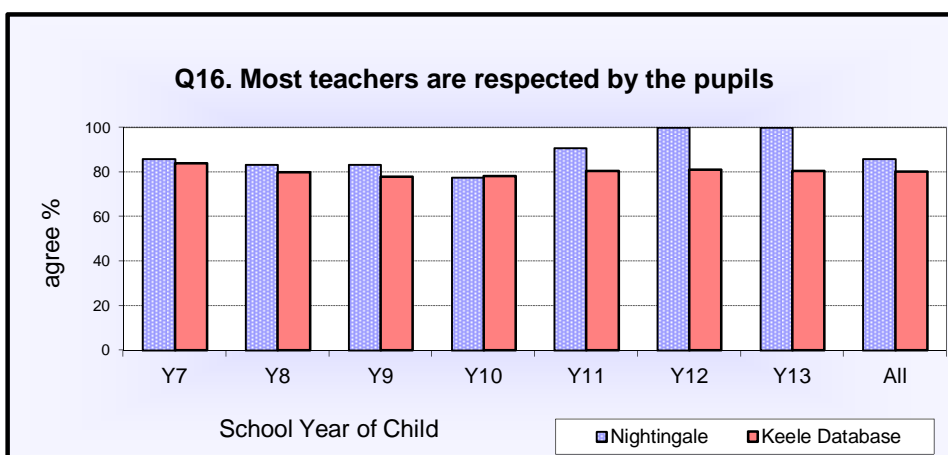
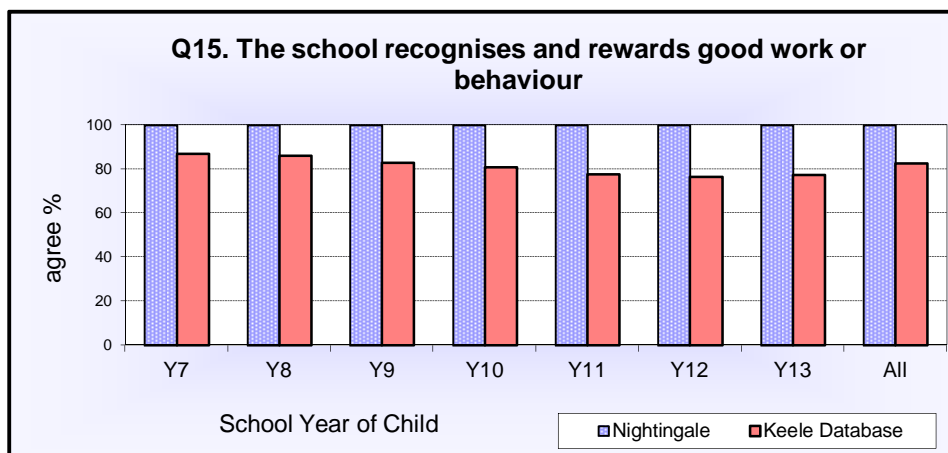
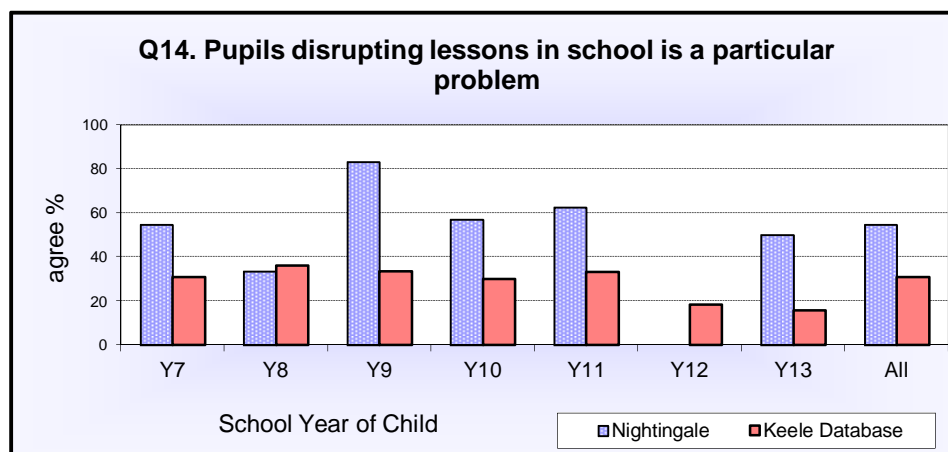
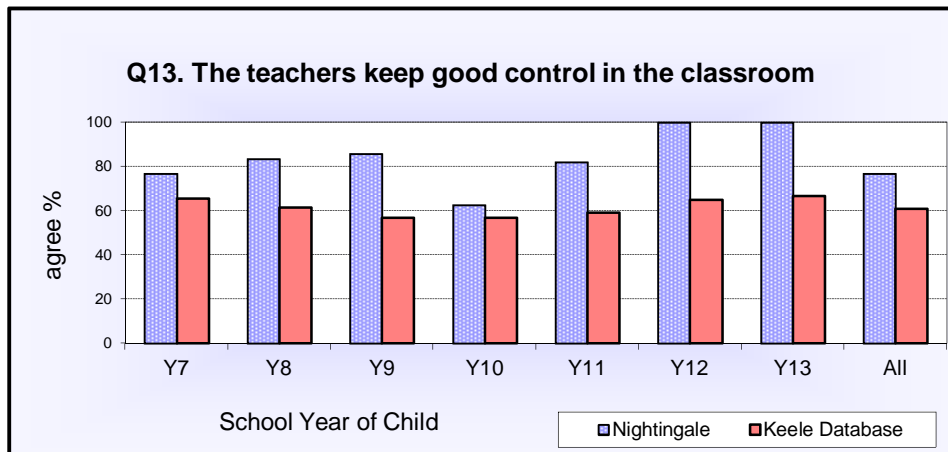


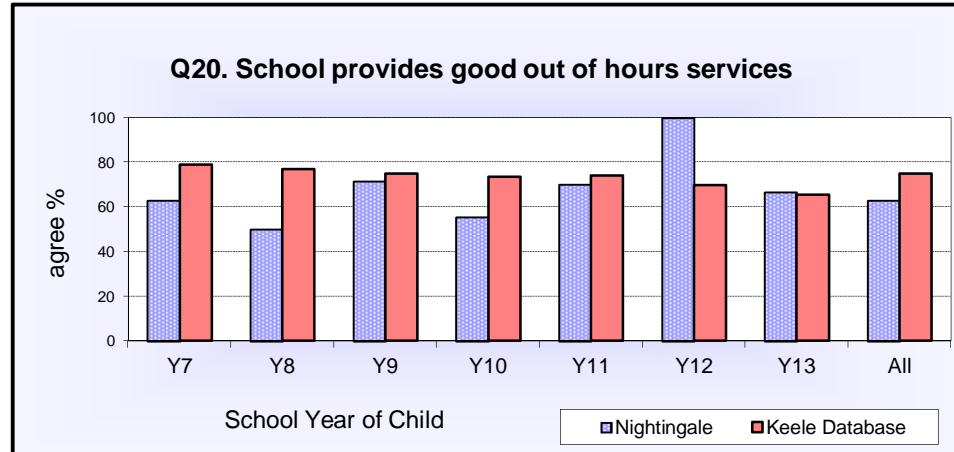
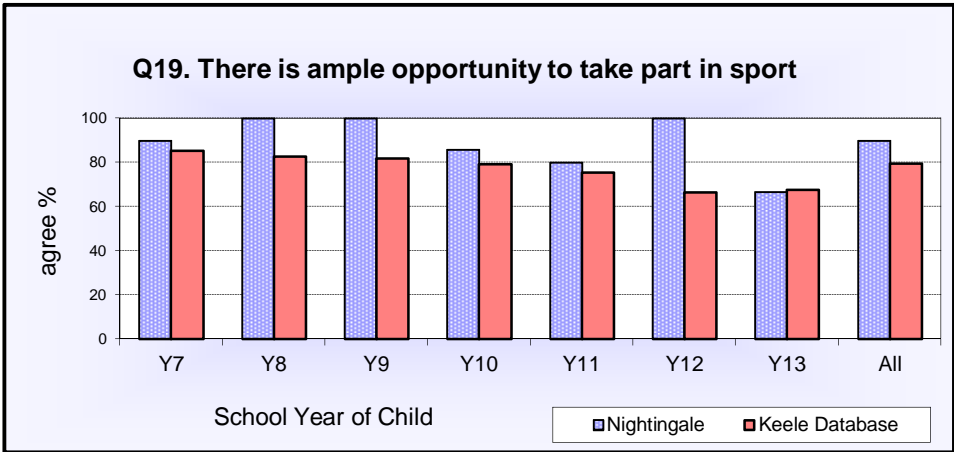
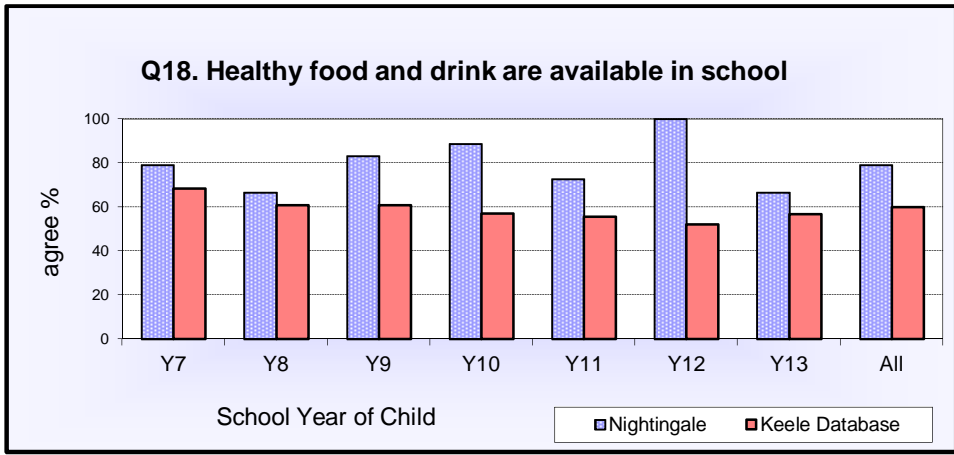
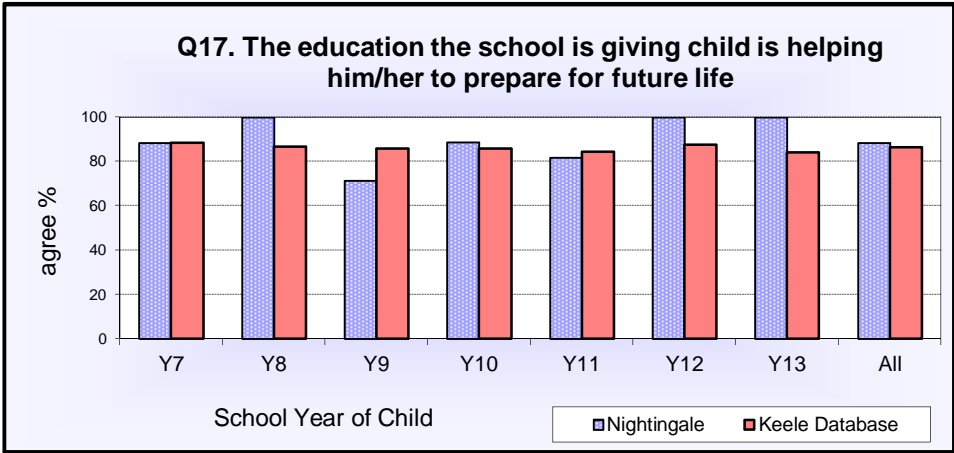
Nightingale Community Academy - Secondary Years Analysis of Parent Survey Questions in Diagrammatic Form

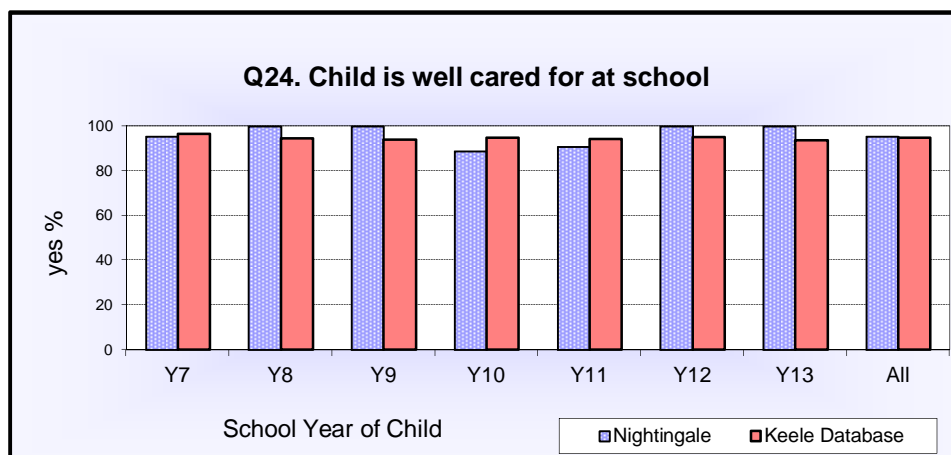
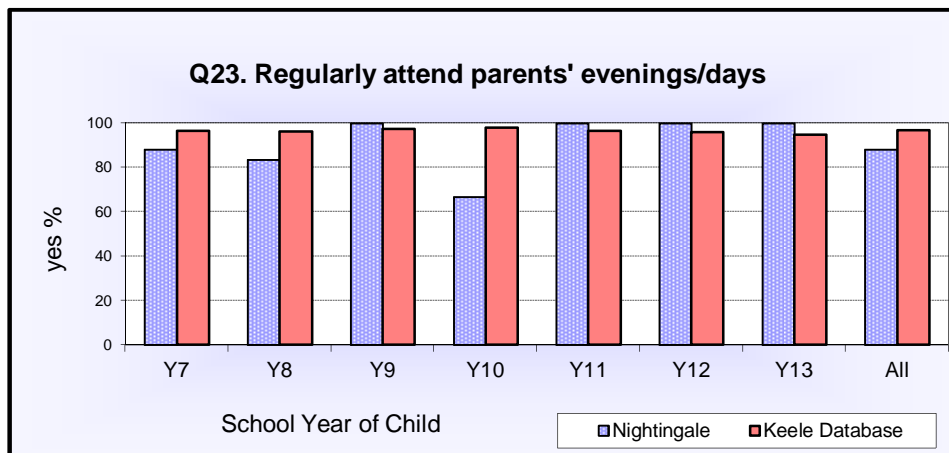
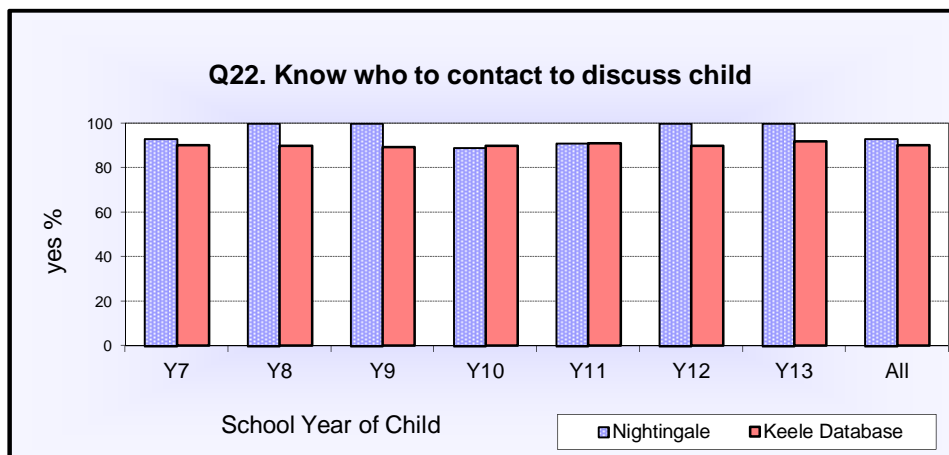
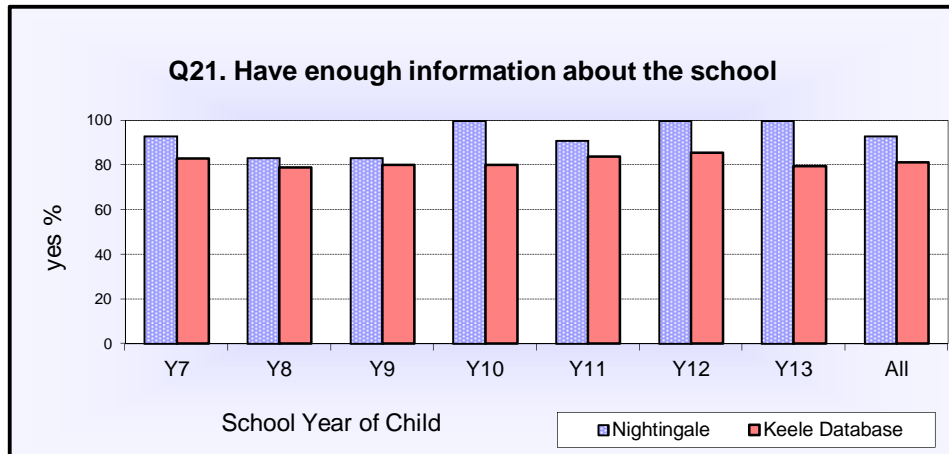


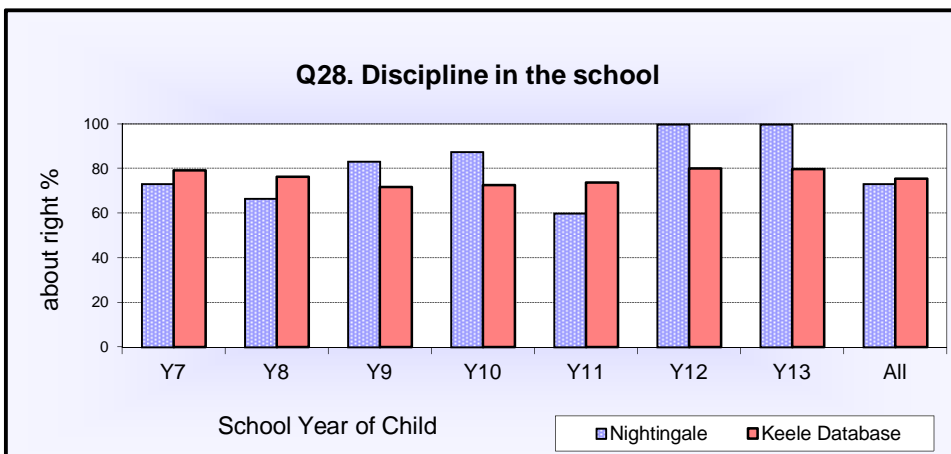
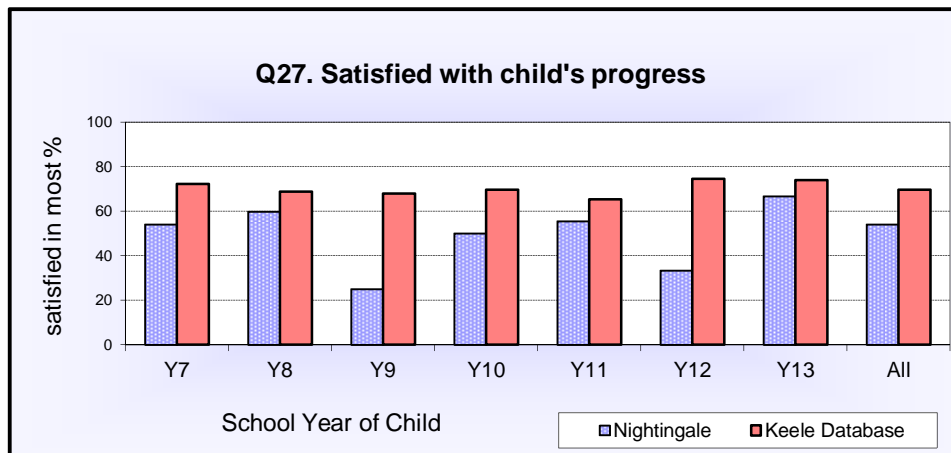
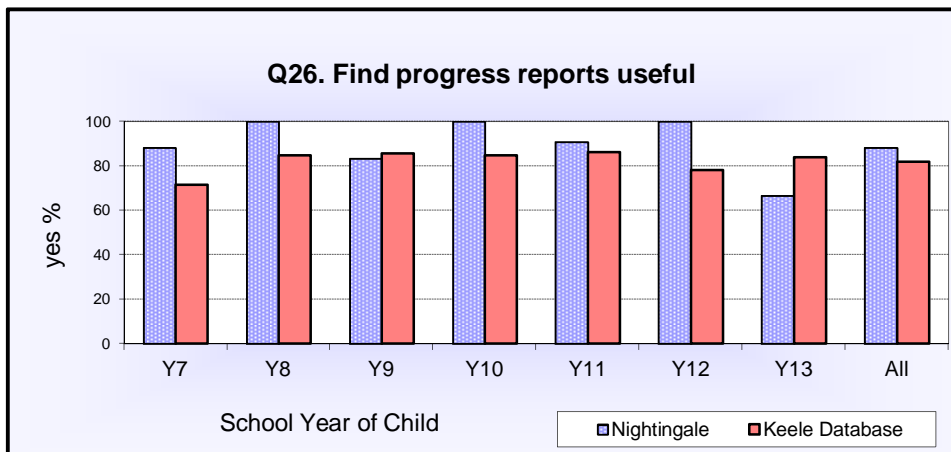
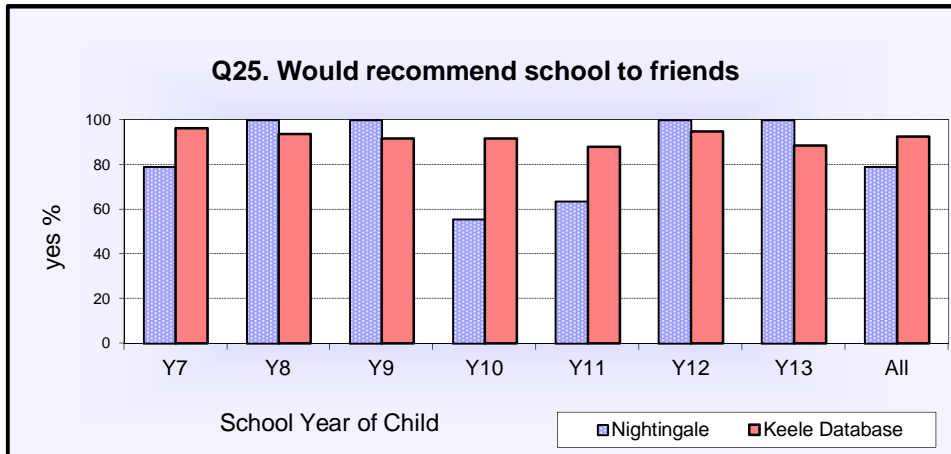


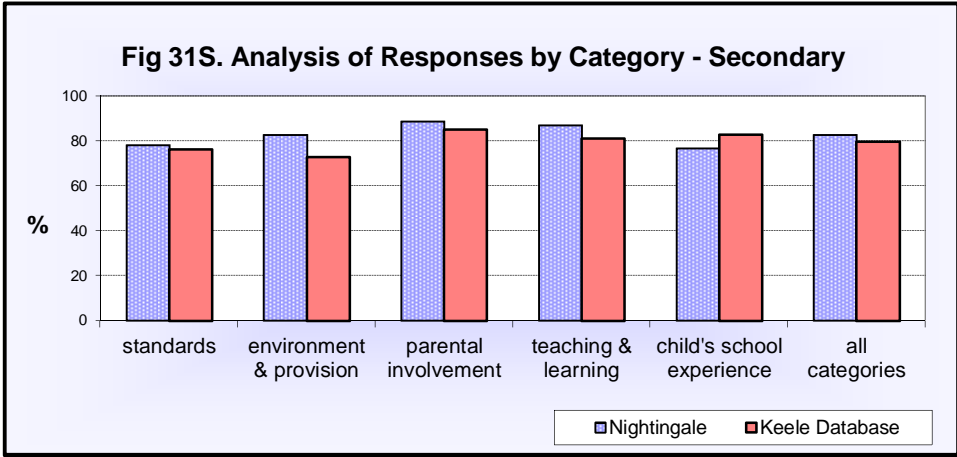
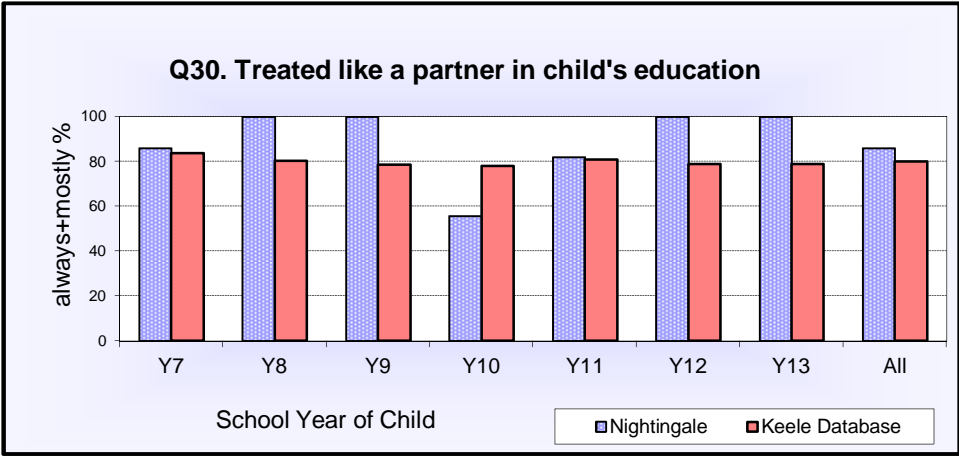
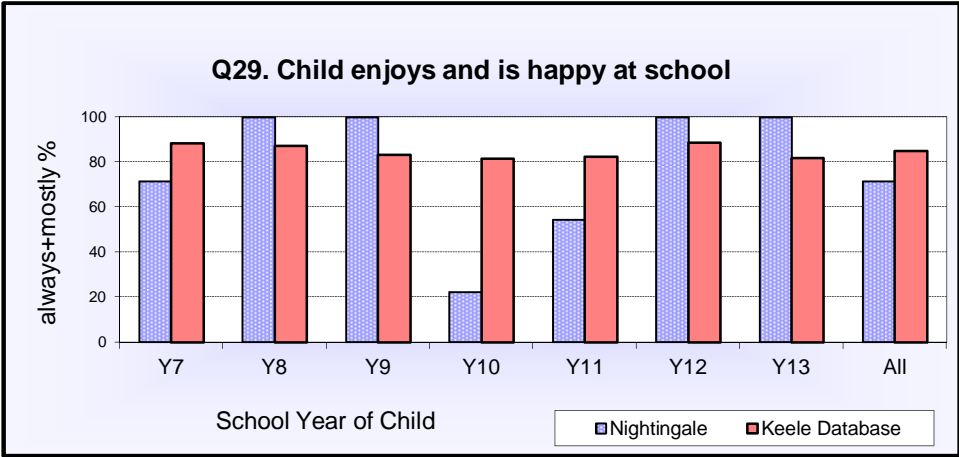




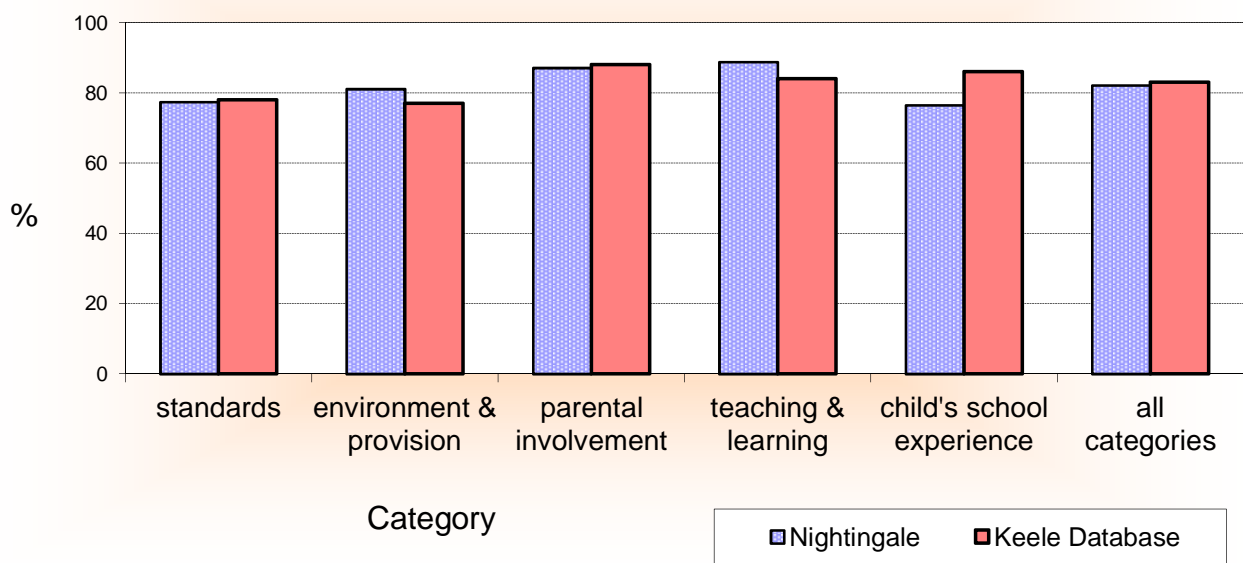








Analysis of All School Responses by Category



Nightingale Community Academy

Table 2 - Summary of Parent Surveys

Year of Survey	2019-20	
	No.	%
All	58	100
Q1. The school is a safe and secure environment for the children		
strongly agree	25	43
agree	31	53
not sure	1	2
disagree	1	2
strongly disagree		
Q2. The school has high quality leadership		
strongly agree	25	44
agree	27	47
not sure	4	7
disagree	1	2
strongly disagree		
Q3. Standards of teaching in the school are high in most cases		
strongly agree	23	41
agree	26	46
not sure	6	11
disagree	1	2
strongly disagree		
Q4. The school is generally well furnished and resourced		
strongly agree	15	26
agree	32	56
not sure	9	16
disagree	1	2
strongly disagree		
Q5. The school has sufficient books and equipment to enable good teaching and learning		
strongly agree	15	27
agree	29	52
not sure	12	21
disagree		
strongly disagree		
Q6. The school is well equipped with computers and computer software		
strongly agree	22	39
agree	24	42
not sure	11	19
disagree		
strongly disagree		

Table 2 (cont.)

Year of Survey	2019-20	
	No.	%
Q7. The school is achieving high educational standards		
strongly agree	17	31
agree	24	44
not sure	10	18
disagree	4	7
strongly disagree		
Q8. School rules are fair and reasonable		
strongly agree	23	40
agree	30	53
not sure	2	4
disagree	2	4
strongly disagree		
Q9. The school deals firmly with bullying		
strongly agree	19	33
agree	29	51
not sure	7	12
disagree	1	2
strongly disagree	1	2
Q10. The school maintains high standards of behaviour among the pupils		
strongly agree	23	40
agree	29	50
not sure	4	7
disagree		
strongly disagree	2	3
Q11. The teachers expect the pupils to work hard		
strongly agree	27	47
agree	30	53
not sure		
disagree		
strongly disagree		
Q12. The teachers praise and encourage the pupils		
strongly agree	34	60
agree	20	35
not sure	3	5
disagree		
strongly disagree		
Q13. The teachers keep good control in the classroom		
strongly agree	19	34
agree	26	46
not sure	9	16
disagree	2	4
strongly disagree		

Table 2 (cont.)

Year of Survey	2019-20	
	No.	%
Q14. Pupils disrupting lessons in school is a particular problem		
strongly agree	7	17
agree	15	36
not sure	13	31
disagree	4	10
strongly disagree	3	7
Q15. The school recognises and rewards good work or behaviour		
strongly agree	30	54
agree	26	46
not sure		
disagree		
strongly disagree		
Q16. Most teachers are respected by the pupils		
strongly agree	20	35
agree	30	53
not sure	7	12
disagree		
strongly disagree		
Q17. The education that the school is giving my child is helping him/her to prepare for his/her future life		
strongly agree	26	45
agree	25	43
not sure	6	10
disagree	1	2
strongly disagree		
Q18. Healthy food and drink are made available in school		
strongly agree	19	33
agree	27	47
not sure	11	19
disagree		
strongly disagree		
Q19. There is ample opportunity to take part in sport		
strongly agree	25	47
agree	22	42
not sure	5	9
disagree	1	2
strongly disagree		
Q20. The school provides good out of hours services for pupils		
strongly agree	18	32
agree	14	25
not sure	16	29
disagree	5	9
strongly disagree	3	5

Table 2 (cont.)

Year of Survey	2019-20	
	No.	%
Q21. Do you feel that you have enough information about the school?		
yes	51	91
no	5	9
Q22. Do you know who to contact should you wish to discuss child's problems/progress?		
yes	53	93
no	4	7
Q23. Do you regularly attend parents' evenings/ progress report or review days to discuss your child's progress with the teachers?		
yes	47	84
no	9	16
Q24. Do you feel your child is well cared for at school?		
yes	55	96
no	2	4
Q25. Would you recommend the school to your friends?		
yes	43	77
no	13	23
Q26. Do you find the reports provided by the school on your child's progress useful?		
yes	48	84
no	2	4
we have not yet received a report	7	12
Q27. What sort of progress do you feel your child is making?		
I am satisfied in most subjects	25	50
I am satisfied in some subjects	15	30
I am satisfied in only a few subjects	6	12
not satisfied with my child's progress	4	8
Q28. Do you think discipline in the school is:		
too strict	2	4
about right	41	75
not strict enough	4	7
don't know	8	15
Q29. My child enjoys and is happy at school:		
always	15	27
mostly	27	48
sometimes	10	18
rarely	1	2
never	3	5
Q30. Do you feel that you are treated like a partner in your child's education?		
always	38	67
mostly	13	23
sometimes	6	11
rarely		
never		

Nightingale Community Academy

Table 3a - Summary of Figures Used in the Report Section

At Nightingale	Compared to:
This year:	Keele parent database [previous survey if available]
The School Standards	
75 % of parents agree that the school is achieving high educational standards	80 %
77 % say that they would recommend the school to friends	93 %
91 % think that the school has high quality leadership	83 %
90 % agree the school maintains high standards of behaviour among the pupils	79 %
93 % think that the school rules are fair and reasonable	87 %
100 % agree that the school recognises and rewards good work or behaviour	86 %
52 % think that pupils disrupting lessons in school is a particular problem	27 %
The School Environment and Provision	
97 % of parents agree that the school is a safe and secure environment	94 %
84 % think that the school deals firmly with bullying	59 %
81 % agree that healthy food and drink are made available in school	71 %
89 % agree that there is ample opportunity to take part in sport at the school	80 %
57 % think that the school provides good out of hours services for pupils	78 %
82 % think that the school is well furnished and resourced	81 %
81 % agree the school is well equipped with computers and computer software	76 %
79 % agree that the school has sufficient books and equipment to enable good teaching and learning	77 %
Parental Involvement	
91 % of parents feel that they have enough information about the school	86 %
84 % say that they find the reports provided by the school on their child's progress useful	83 %
84 % say that they regularly attend parents' evenings/progress report or review days to discuss their child's progress with the teachers	98 %
89 % think that they are treated like a partner in their child's education all or most of the time	84 %
Teaching and Learning	
88 % agree that standards of teaching in the school are high in most cases	85 %
80 % think that the teachers keep good control in the classroom	68 %
95 % agree that the teachers praise and encourage the pupils	85 %
100 % agree that teachers expect the pupils to work hard	93 %
96 % feel that their child is well cared for at school	96 %
75 % think that discipline in the school is about right	77 %
88 % agree that most teachers are respected by the pupils	85 %
The Child's School Experience	
75 % think that their child enjoys and is happy at school all or most of the time	88 %
50 % are satisfied with their child's progress in most subjects	85 %
88 % think that the education that the school is giving their child is helping him/her to prepare for his/her future life	87 %
93 % say that they know who to contact should they wish to discuss their child's problems/progress	94 %

Nightingale Community Academy

Table 3b - Summary of Differences between Figures Used Table 3a

At Nightingale	Difference from:
This year:	Keele parent database
The School Standards	
75 % of parents agree that the school is achieving high educational standards	-5 %
77 % say that they would recommend the school to friends	-16 %
91 % think that the school has high quality leadership	8 %
90 % agree the school maintains high standards of behaviour among the pupils	10 %
93 % think that the school rules are fair and reasonable	6 %
100 % agree that the school recognises and rewards good work or behaviour	14 %
52 % think that pupils disrupting lessons in school is a particular problem	25 %
The School Environment and Provision	
97 % of parents agree that the school is a safe and secure environment	3 %
84 % think that the school deals firmly with bullying	25 %
81 % agree that healthy food and drink are made available in school	9 %
89 % agree that there is ample opportunity to take part in sport at the school	8 %
57 % think that the school provides good out of hours services for pupils	-21 %
82 % think that the school is well furnished and resourced	1 %
81 % agree the school is well equipped with computers and computer software	4 %
79 % agree that the school has sufficient books and equipment to enable good teaching and learning	2 %
Parental Involvement	
91 % of parents feel that they have enough information about the school	5 %
84 % say that they find the reports provided by the school on their child's progress useful	1 %
84 % say that they regularly attend parents' evenings/progress report or review days to discuss their child's progress with the teachers	-14 %
89 % think that they are treated like a partner in their child's education all or most of the time	6 %
Teaching and Learning	
88 % agree that standards of teaching in the school are high in most cases	3 %
80 % think that the teachers keep good control in the classroom	13 %
95 % agree that the teachers praise and encourage the pupils	10 %
100 % agree that teachers expect the pupils to work hard	7 %
96 % feel that their child is well cared for at school	0 %
75 % think that discipline in the school is about right	-2 %
88 % agree that most teachers are respected by the pupils	2 %
The Child's School Experience	
75 % think that their child enjoys and is happy at school all or most of the time	-13 %
50 % are satisfied with their child's progress in most subjects	-35 %
88 % think that the education that the school is giving their child is helping him/her to prepare for his/her future life	1 %
93 % say that they know who to contact should they wish to discuss their child's problems/progress	-1 %

Parent Comments
Nightingale Community Academy

Year 5

001 I would like to have a meeting with the school and Southwark Council regarding my son's progress.

Year 7

002 I do not like the restraining. I would always like other alternative.

Year 8

003 *(Named child)* has only been to school three times and the school staff have treated him well. At *(named child)*'s last school he did not do very well and the school staff did not treat him that good.

Please note that amendments may have been made to this transcript of comments in order to maintain confidentiality.

Education Survey & Research Service

**Survey service founded in 1989/90 by Tim Brighouse
Head of EdSRS: Dr Helen Addams**

For further information:

**Telephone: +44 (0)1782 628948
E-mail: office@edsrs.org.uk**

Website: www.edsrs.org.uk